



CLOSING REPORT | FIELD VISIT BLOCK 1 (SEMESTER 1) CLASS OF 2032 - GRADE 3

Event Details

Date of Field Visit: Jestha 24, 2079

Place of Field Visit: Deerwalk Auto Services, Sifal

Departure Time: 9:30 AM

Visit Hours: 9:45 AM - 10:45 AM

Arrival Back to School: 11:00 AM

Number of Visitors: 42 students + 4 Teachers

Teachers: Juna Nagarkoti, Nemjala Bajracharya, Bindu Poudel and Bishnu Prasad Parajuli

**Report By:
Alisha Shakya**

FIELD VISIT TRIP-SHEET

Date: June 22 Field Visit (Place): Deshwal Nagar Sex: Male

Student Info

Name	<u>Aaron Man Singh</u>	Roll No	<u>5234</u>
Section	<u>Diplomacy</u>	Grade	<u>3</u>


Observation & Learning


SN	Observation	Learning
1	<u>Wash</u>	<u>Put the caps</u>
2	<u>nick materials</u>	<u>fix the caps</u>
3	<u>new Myer plate</u>	<u>Recognize the car</u>
4	<u>Engine</u>	<u>How to drive</u>
5	<u>tyre</u>	<u>Make the smooth</u>

1. Describe the activities that you did during the field visit (50-100 words)

I went to Deshwal Nagar Auto Show. It was my first time. There was a lot which pulled the vehicles. There were kind of tools, there were many types of cars, and I saw many parts of cars. My partner was Harshit. I had fun. Thank you.

2. Draw the picture of anything that you like most during the Field Visit



 Sifal School

FIELD VISIT TRIP-SHEET

Date: 2020-02-24 Field Visit (Place): Deorukh Auto Service

Student Info

Name	Aarushi Prasai	Roll No	32002
Section	Dhoulagiri	Grade	3 (Lower)

Observation & Learning

S/N	Observation	Learning
1	vehicles	They were being repaired
2	Engine	It's the main part
3	tools	Lot of tools were being used
4	car lifting	Cars can also be lifted
5	Car Wash	We need water pressure for it

1. Describe the activities that you did during the field visit (50 to 500 words).

Firstly - saw a lot of old and broken vehicles. They were being fixed, repaired, dental and washed. Mr. Deo Simra and Mr. Manoj Poudel gave us a lot of information about vehicles and their maintenance.

2. Draw the picture of anything that you can meet during the Field Visit



Car lifting

FIELD VISIT TRIP-SHEET

Date: 20/12/24 Field Visit (Place): Deerwalk Auto Services

Student Info

Name	A AVA Dangol	Roll No	32003
Section	Mandisa	Grade	3

Observation & Learning

SN	Observation	Learning
1	Car can be sick.	Car can be sick.
2	Tools has 4 wheels.	Car has 4 wheels.
3	Wheels	There use many kinds of wheels.
4	mechanics	They use tools.
5	Car key	It helps to open the car.

1. Describe the activities that you did during the field visit (50 to 150 words).

Blank lined area for writing the description of activities.

2. Draft the picture of anything that you like most during the Field Visit.

Blank area for drawing a picture.

FIELD VISIT TRIP SHEET

Date: 12/29/2023... Field Visit (Place): DEPT WORK / AUTO SERVICES

Student Info

Name	Avana Pokharel	Hall No.	32004
Section	12A	Grade	(3) Three


Observation & Learning

SN	Observation	Learning
1	CAR	A thing that runs on wheels
2	WHEEL	A thing that is on car
3	ENGINE PART	A part of a car
4	DEPT WORK SERVICE	A place that helps cars
5	TOOLS	A thing that helps car to run

1. Describe the activities that you did during the field visit (50 / 100 words).

At 11:30 we came. A red plate is kept on a table. We were looking under the car. The banner helps to keep things. But stay near to cars. We should

2. Draw the picture of anything that you like most during the field visit.



Sifal School

FIELD VISIT TRIP-SHEET

Date: June 7th 2020 Visit to: Deerwalk Auto Services

Student Info

Name	<u>Avneesha Maharjan</u>	Roll No	<u>32005</u>
Section	<u>Dhoulgira</u>	Grade	<u>3</u>


Observation & Learning

SN	Observation	Learning
1	<u>bumper</u>	<u>Covers the parts</u>
2	<u>car</u>	<u>Cars can also be sick</u>
3	<u>Deerwalk Auto Services</u>	<u>They are working</u>
4	<u>tools</u>	<u>They use tools to fix</u>
5	<u>engine</u>	<u>Cars has 4 wheels</u>

1. Describe the activities that you did during the field visit (up to 50 words)

We were on the line and we got in the bus. then we went to the Deerwalk Auto services and we saw many things there, like pulling up cars and cleaning up the cars. Then we went to the bus and we reached school.

2. Draw the picture of anything that you like most during the Field Visit



Sifal School

FIELD VISIT TRIP-SHEET

Date: 2021-2022 Field Visit (Place): Omni Walk Auto Services

Student Info

Name	<u>Bishrant Sitaula</u>	Roll No	<u>32006</u>
Section	<u>Dhawalgiri</u>	Grade	<u>Three (3)</u>


Observation & Learning

Sl. No.	Observation	Learning
1	vehicles	They were being repaired
2	engine	It is the main part
3	tool	Lot of tools were there
4	car lifting	car can also be lifted
5	car wash	We need water for wash

1. Describe the activities that you did during the field visit (50 or 90 words)

We saw a lot of old and broken vehicles. They were being fixed, changed and washed. Mr. Dev Sharma and Mr. Mahesh Pandey gave us a lot of information about vehicles and their maintenance.

2. Draw the picture of anything that you like most during the Field Visit.



FIELD VISIT TRIP-SHEET

Date: 2023-02-24 Field Visit (Place): Park Mall Auto Services

Student Info

Name	Eshana Oli	Roll No	32007
Section	Panchagiri	Grade	3


Observation & Learning

SN	Observation	Learning
1	vehicles	They were being repaired
2	engine	It is the main part.
3	tools	lot of tools were being used
4	car lifting	Cars can also be lifted.
5	car wash	Warm water pressure for

1. Describe the activities that you did during the field visit (50 to 150 words)

Firstly, I saw a lot of old and broken vehicles. They were being fixed/repaired. Lented and washed. Mr. Dhr Shrestha and Mr. Manoj Poudel gave us a lot of information about vehicles and their maintenance.

2. Draw the picture of anything that you like most during the Field Visit.



FIELD VISIT TRIP SHEET

Date: 27th - 02 - 24 Visit From: Dearwalk Auto Services

Student Info

Name	Hariom Dahal	ID No	32008
Section	Phoolapuri	Grade	3 (Three)

Observation & Learning

SN	Observation	Learning
1	vehicles	They were being repaired.
2	engine	It is the main part.
3	tools	Lot of tools were being used.
4	car lifting	Cars can also be lifted.
5	car wash	We need water pressure for it.

1. Describe the activities that you did during the field visit (20+ lines).

First, I saw a lot of old and broken vehicles. They were being fixed, repaired, dented and washed. Mr. Deo Shrestha and Mr. Manoj Poudel gave us a lot of information about vehicles and their maintenance.

2. Draw the picture of anything that you like most during the field visit.



FIELD VISIT TRIP-SHEET

Date: June 7, 2022 Field Visit to: Auto Workshop Location: Seemra

Student Info

Name	<u>Harshit Agrawal</u>	Roll No.	<u>32009</u>
Section	<u>Dhulegaon</u>	Grade	<u>three</u>


Observation & Learning


SN	Observation	Learning
1	<u>Lights</u>	<u>How the engine works?</u>
2	<u>engine</u>	<u>How the filter works?</u>
3	<u>lift</u>	<u>It lifts the car.</u>
4	<u>tools</u>	<u>It helps to fix</u>
5	<u>car</u>	<u>It is in front of car.</u>

Describe the activities that you did during the Field visit (20% of 50 words).

I saw many cars. They were being fixed and repaired. I saw a car being washed and painted.

Draw the picture of anything that you like most during the Field Visit.



 Sifal School

FIELD VISIT TRIP SHEET

Date: 2/24 Field Visit made to: P. Road, N. B. Services

Student Info

Name:	Rehan Shrestha	Roll No:	32012
Section:	A. D. 1099in	Grade:	3 (Three)


Observation & Learning:

SN	Observation	Learning
1	Life & Service	Life is useful to it there
2	Key of car	Key is use for driving car
3	make cars	to make more cars.
4	wheel cover	Wheel cover is used in vehicle
5	door of car	DOOR IS USED IN VEHICLE

1. Describe the activities that you did during the field visit (10 x 150 words)

See the number plate is used in all cars (vehicle).
 Red is for private, black for public, white for local car.
 Local car is 13 digit all the other are 12 digit.

2. Draw the picture of anything that you like most during the Field Visit.



Sifal School

Rehan

Rabi Harsha Adhikari, 32013

Name	Rabi Harsha Adhikari	Roll No	32013
Section	Manasica	Grade	3

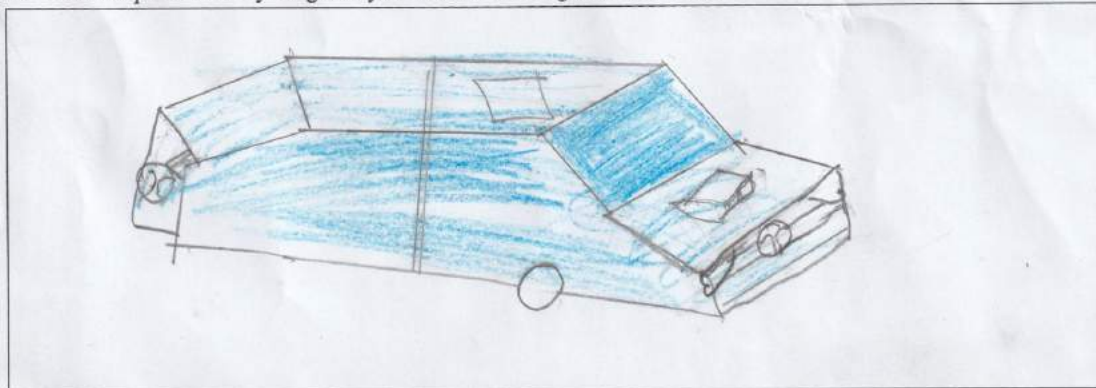
Observation & Learning

SN	Observation	Learning
1	vehicles	They were being repaired.
2	engine	It is the main part.
3	tools	lot of tools were being used.
4	car lifting	Cars can be lifted.
5	car wash	Cars need water pressure gun for cleaning.

1. Describe the activities that you did during the field visit (50 to 150 words).

Firstly, I saw a lot of old and broken vehicles. They were being fixed, repaired, dented and washed. Mr. Dev Shrestha and Mr. Manoj Poudel gave us a lot of information about vehicles and their maintenance.

2. Draft the picture of anything that you like most during the Field Visit.



FIELD VISIT TRIP SHEET

Date: 7th June 2022 Field Visit (Place): Deerwalk Auto services

Student Info

Name	<u>Ruhjen Jung Khadka</u>	Roll No	<u>32014</u>
Section	<u>Dhawalpuri</u>	Grade	<u>3 (Three)</u>


Observation & Learning

SN	Observation	Learning
1	<u>Lift, screw wrench</u>	<u>Number plate</u>
2	<u>number plates</u>	<u>Wash</u>
3	<u>car wash</u>	<u>People washing cars</u>
4	<u>repairing</u>	<u>Cars can also be fix</u>
5	<u>Car lift</u>	<u>They lift the car</u>


1. Describe the activities that you did during the field visit (50 + or 50 words)

Today I visited the Deerwalk Auto services. We made line with our partners to go. We left the school at 9:30. We went from the bus route no. 4. It took 10 minutes to reach the auto services because it was near. The place was neat, tidy and managed.

2. Draw the picture of anything that you like most during the Field Visit



Wrench

 Sifal School

FIELD VISIT TRIP-SHEET

Date: 2079 10/2/24 Field Visit (Place): Deerwalk Auto Services

Student Info

Name	Saanvi Shrestha	Roll No	32015
Section	Manaslu	Grade	3 III

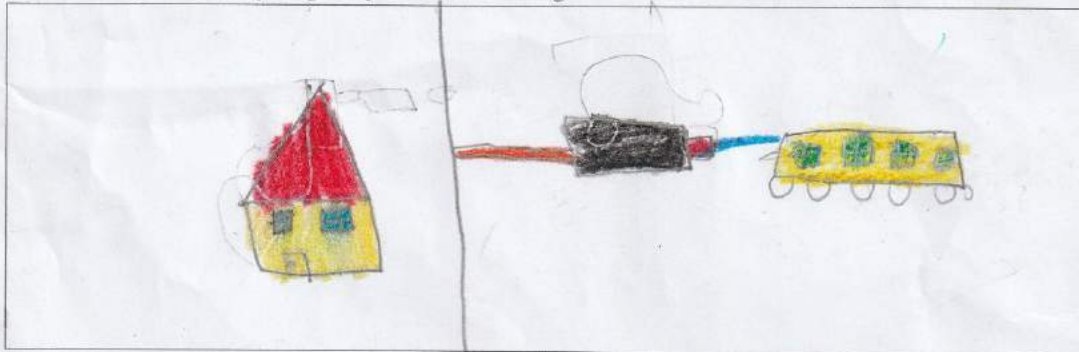
Observation & Learning

SN	Observation	Learning
1	car	Cars can be sick.
2	tools	There are tools to fix them.
3	wheel	There are many kinds of. too
4	mechanics	They use tools.
5	Car Key	It helps us to on the car

1. Describe the activities that you did during the field visit (50 to 150 words).

We went to Deerwalk Auto Services in our field visit and we saw car wash. I love my field visit. It was fun because I love the part of car washing.

2. Draft the picture of anything that you like most during the Field Visit.



FIELD VISIT TRIP-SHEET

Date: 20/02/24 Field Visit (Place): Deerwalk Auto Services

Student Info

Name	Sarvani Manandhar	Roll No	32016
Section	Manaslu	Grade	Three-3


Observation & Learning

SN	Observation	Learning
1	Deerwalk Services =	A place where we fix
2	Engines	cars.
3	Wheel	We learnt that cars
4	car parts	get sick too. :
5	parts of engine	fools can repair cars.

1. Describe the activities that you did during the field visit (50 to 150 words).

At 9:30 we made a line outside the class for a field visit. Soon we went in Route 2 bus. In the bus we had a lot of fun. We went to Deerwalk Auto Services. We learned about car's parts. We had a lot of fun. Then we went back to school.

2. Draft the picture of anything that you like most during the Field Visit.



FIELD VISIT TRIP-SHEET

Date: June 24, 2022. Field Visit (Place): Deenwalk Auto Services.....

Student Info

Name	Shivansh Rajbhandari	Roll No	32017
Section	Mangala	Grade	3


Observation & Learning

SN	Observation	Learning
1	car	They were being repaired.
2	tools	Loty of tools there being used.
3	engine	They use the main motor
4	car lifting	Cars can also be lifted.
5	car wash	We h. being water pressure for

1. Describe the activities that you did during the field visit (50 to 150 words).

Firstly I saw a lot of old and broken vehicles. They were being fixed repaired, dented and washed. Mr. Dev Shrestha and Mrs. Manoj Poudel gave us a lot of information about vehicles and their maintenance.

2. Draft the picture of anything that you like most during the Field Visit.



FIELD VISIT TRIP SHEET

Date: June 2nd 2022 ... Field Visit (Place) Dentwalk Auto Services

Student Info

Name	<u>Somanshu Rajbhandari</u>	Roll No	<u>72018</u>
Section	<u>Dhoulaguri</u>	Grade	<u>Three</u>


Observation & Learning

SN	Observation	Learning
1	<u>vehicles</u>	<u>They were being repaired.</u>
2	<u>manif</u>	<u>It is the main part.</u>
3	<u>tools</u>	<u>Lots of tools were being used.</u>
4	<u>car lifting</u>	<u>Cars also be lifted.</u>
5	<u>car wash</u>	<u>We need water pressure for it.</u>

1. Describe the activities that you did during the field visit (50% of 50 words).

Finally I saw a lot of old and broken vehicles. They were being fixed, repaired, checked and washed. Mr. Dew Shrestha and Manoj Poudel gave us lot of information about vehicles and their maintenance.

2. Draw the picture of anything that you like most during the Field Visit.



FIELD VISIT TRIP-SHEET

Date: 20/02/24 Field Visit (Place): Deerwalk Auto & services

Student Info

Name	Subashi Shahi	Roll No	32019
Section	Manaslu	Grade	3


Observation & Learning

SN	Observation	Learning
1	Car	We can repair old cars.
2	Tools	There are many kind of tools.
3	wheels	It helps to move the car.
4	Car key	The car will start with the key.
5	machine	The machine help to paint the car.

1. Describe the activities that you did during the field visit (50 to 150 words).

We went to Deerwalk Auto services. There were so many machines we saw 2 water guns. There were many cars. They need to be fixed. I saw a washing water gun washing the car.

2. Draft the picture of anything that you like most during the Field Visit.



Sushant Pokharel, 32020

FIELD VISIT TRIP-SHEET

Date: 2079/02/24 Field Visit (Place): Deerwalk Auto Services

Student Info

Name	Sushant Pokharel	Roll No	32020
Section	Manaslu	Grade	3

Observation & Learning


SN	Observation	Learning
1	There were many cars. Sick and broken cars.	
2	I saw many tools. There are different number plates.	
3	I saw one lift. There was a battery.	
4	There was a blue pipe. There was water gun.	
5	There was headlight.	

1. Describe the activities that you did during the field visit (50 to 150 words).

We can talk about car. We saw different machines and tools. There were water gun, screw and other different machines. we can see different cars. The field visit was very fun.

Thank you.

2. Draft the picture of anything that you like most during the Field Visit.



FIELD VISIT TRIP-SHEET

Date: 7th June 2022 Field Visit (Place): Deerwalk Auto Services

Student Info

Name	Vani Sharma	Roll No	32021
Section	Manastu	Grade	Three

Observation & Learning

SN	Observation	Learning
1	Deerwalk Auto services	Car is also can be sick.
2	engine	It runs the cars.
3	lift bumper	
4	bumpers	
5		

1. Describe the activities that you did during the field visit (50 to 150 words).

I learnt that Deerwalk Auto services is a car's place. There we saw a car washing, painting and car fixing.

2. Draft the picture of anything that you like most during the Field Visit.



FIELD VISIT TRIP-SHEET

Date: 20.7.2024 Field Visit (Place): Deerwalks Auto services

Student Info

Name	Nirvik Gurung	Roll No	32022
Section	Mandaly	Grade	3 (Three)


Observation & Learning

SN	Observation	Learning
1	Vehicles	They were being repaired.
2	Engine	It is the main part.
3	tools	Lot of tools were being used.
4	car lifting	Cars can also be lifted.
5	car wash	We need water pressure for it.

1. Describe the activities that you did during the field visit (50 to 150 words).

Firstly, I saw a lot of old car and broken vehicles. They were being fixed, repaired dented and washed. Mr. Dev shrestha and Mr. Manoj Poudel gave us a lot of information about vehicles and their maintenance.

2. Draft the picture of anything that you like most during the Field Visit.



FIELD VISIT TRIP-SHEET

Date: 20/07/24 Field Visit (Place): Deerwalk Auto Services.

Student Info

Name	Shreeyan Sangat	Roll No	32023
Section	Manastu	Grade	3

Observation & Learning

SN	Observation	Learning
1	car	Cars get sick.
2	engine	They repair cars.
3	Tools	They clean cars.
4	tyres	They fix cars.
5	hammer	They use tools.

1. Describe the activities that you did during the field visit (50 to 150 words).

I saw cars and tools. also I saw engine, wires, pipes and keys in the cars. cars also get sick so they fix the cars. They use tools to fix cars.

2. Draft the picture of anything that you like most during the Field Visit.



Sifal School

shreeyan sangat

FIELD VISIT TRIP SHEET

Date: 2077-02-24 Field Visit (Place): Deerwalk Auto services

Student Info

Name	<u>Aiden Man Pradhan</u>	Roll No	<u>32028</u>
Section	<u>Dhoulagiri</u>	Grade	<u>III</u>


Observation & Learning


SN	Observation	Learning
1	<u>vehicles</u>	<u>They were being repaired</u>
2	<u>engine</u>	<u>It is the main part</u>
3	<u>tools</u>	<u>Lot of tools were being used</u>
4	<u>car lifting</u>	<u>cars can also be lifted</u>
5	<u>car wash</u>	<u>We need water pressure</u>

1. Describe the activities that you did during the field visit (50+ words)

Firstly, I saw a lot of old and broken vehicles. They were being fixed, repaired, dented and washed. Mr. Dev Shrestha and Mr. Manoj Paudel gave us a lot of information about the vehicles and their maintenance.

2. Draw the picture of anything that you saw during the field visit.



 Sifal School

FIELD VISIT TRIP SHEET

Date: 2079-02-24 (Thurs) (Place: Desai, with Auto services)

Student Info

Name	Rijan Shrestha	Roll No	32029
Section	Chaulabari	Grade	7

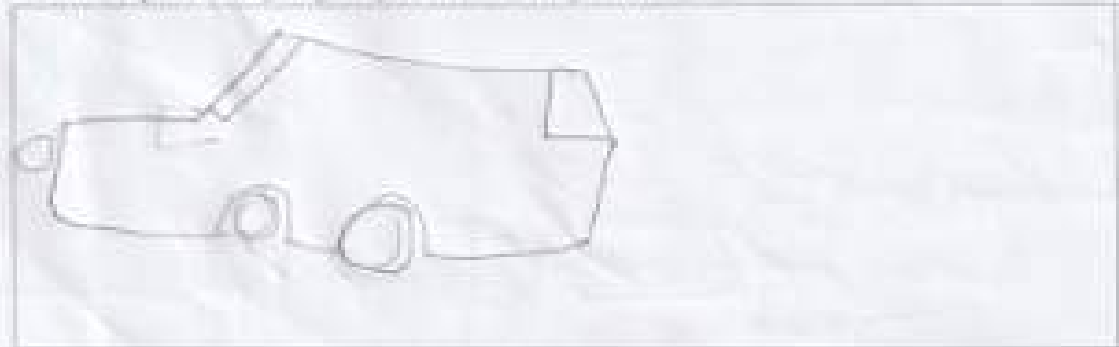
Observation & Learning

SN	Observation	Learning
1	vehicles	They were being repaired.
2	engine	It is the main part.
3	tools	lots of tools were being used.
4	car lifting	cars can also be lifted.
5	car wash	we need water pressure for

1. Describe the activities that you did during the field visit (50% of 50 words).

Firstly I saw a lot of old and broken vehicles. They were being fixed, repaired, washed and washed. Mr. Dev Shrestha and Mrs. Mang Bahal gave us a lot of information about vehicles and their maintenance.

2. Draw the picture of anything that you like most during the Field Visit.



FIELD VISIT TRIP SHEET

Date: 17/02/2022 Field Visit (Place): Deerwalk Auto Services


Student Info	
Name: <u>Rajansh Basnet</u>	Roll No: <u>32030</u>
Section: <u>Dhaulagiri</u>	Grade: <u>3</u>


Observation & Learning		
SN	Observation	Learning
1	tool	There are many tools to fix.
2	cars	There are many parts of cars.
3	bumper	Bumpers help to cover.
4	lifter	Lifter lift the car.
5	engine	Wheels spin from engine.

1. Describe the activities that you did during the field visit (50 to 150 words).

We went to Deer walk Auto Services. We saw painting cars. We saw lifter, it lifts the cars. We saw engine. We saw front of the car. There was warning sign. We wrote field visit trip sheet. One of the person explained about bumpers. There were 9 or 10 people working.

2. Draw the picture of anything that you like most during the Field Visit.



 Sifal School

FIELD VISIT TRIP SHEET

Date: 7th June 2022 Visit to: Deerwalks Auto Services

Student Info


Name:	<u>Aafreen Ansari</u>	Roll No.:	<u>32032</u>
Section:	<u>Druidlagin</u>	Grade:	<u>Three</u>

Observation & Learning

S/N	Observation	Learning
1	<u>Lift</u>	1. Car can be sick.
2	<u>Engine</u>	2. Pull up cars.
3	<u>Car</u>	3. Start the car.
4	<u>Tools</u>	4. A place where we fix cars.
5	<u>number plate</u>	5. Some tools are used.

1. Draw the activities that you did during the field visit (50 x 100 words) (40)

2. Draw the picture of anything that you like most during the field visit.



Sifal School

FIELD VISIT TRIP-SHEET

Date: 12/4 Field Visit (Place): Door waladabak road 25

Student Info

Name	Subhashish Shahi	Hall No	32031
Section	Dhau Lagiri	Grade	3

Observation & Learning


SN	Observation	Learning
1	Lift	Pulls up the car.
2	engine	car can be sick.
3	Car tools	So protocols for fixing.
4	Wrench	They use wrench to run.
5	Tools	Tools can be used.


1. Describe the activities that you did during the field visit (50 to 150 words).

We, Dhau Lagiri and Manasia, grade 3 went to the field trip it was clear. We went to the running area.

2. Draw the picture of anything that you like most during the field visit.

wrench



 Sifal School

FIELD VISIT TRIP-SHEET

Date: 2079-02-24 Field Visit (Place): Deerwalk Auto Services

Student Info

Name	Aslesha Baidya	Roll No	32037
Section	Dhau lagiri	Grade	3

Observation & Learning

SN	Observation	Learning
1	vehicles	They were being repaired.
2	engine	It is the main part.
3	tools	Lot of tools were being used.
4	car lifting	Cars can also be lifted.
5	car wash	We need water pressure for.

1. Describe the activities that you did during the field visit (100 or 50 words).

Finally, I saw a lot of old and broken vehicles. They were being fixed, repaired, dented and washed. Mr. Dev Shrestha and Mr. Manoj Poudel gave us a lot of information about vehicles and their maintenance.

2. Draw the picture of anything that you like most during the field visit.



FIELD VISIT TRIP SHEET

Date: 7/6/2022 Field Visit (Place): Deenabai K. B. A. Examiners

Student Info

Name	Akshita Bhattarai	Roll No	32039
Section	Dhoulagiri	Grade	3


Observation & Learning

SN	Observation	Learning
1	Tools	Used to fix cars
2	Lift	A thing that lifts cars
3	Mechanic	Someone who fixes cars
4	Engine	The main part of a car
5	Pipe	For putting in petrol

1. Describe the activities that you did during the field visit (50 to 150 words)

We were in a line. We went in a bus. After we arrived we saw lots of cars. We met a person named Manoj. He explained us about the vehicles.

2. Draw the picture of anything that you like most during the Field Visit.



FIELD-VISIT TRIP-SHEET

Date: 2/28/2022 Field Visit (Place): Deerwalk Auto Services

Student Info

Name	<u>Uddhali Bhattarai</u>	Roll No	<u>32040</u>
Section	<u>Dhoulagir</u>	Grade	<u>Three</u>


Observation & Learning

SN	Observation	Learning
1	<u>Tool</u>	<u>Used to fix cars</u>
2	<u>Life</u>	<u>A thing that lifts the car</u>
3	<u>Engine</u>	<u>The main part of vehicles</u>
4	<u>Mechanic</u>	<u>A person who fixes vehicles</u>
5	<u>Pipe</u>	<u>For cutting in petrol</u>


1. Describe the activities that you did during the field visit (50 to 70 words).

We Dhoulagir and Manasik grade 3 went to field visit to Deerwalk Auto services. Manasik made us put our things under the table. We went to the house with car partners. We got there in 10 minutes.

2. Draw the picture of anything that you like most during the Field Visit.



← Hammer

 Sifal School

FIELD VISIT TRIP-SHEET

Date: 2079/02/24 Field Visit (Place): Pserwalk Auto services

Student Info

Name	Dewamsh Raj Baral	Roll No	32025
Section	Manaslu	Grade	(3)


Observation & Learning

SN	Observation	Learning
1	van	Vehicles can be repaired.
2	engine	Vehicles can be balanced.
3	tools	Engine can make sound.
4	screw	Vehicles can be sick.
5	hammer	It is used to fix cars.

1. Describe the activities that you did during the field visit (50 to 150 words).

[Empty box for describing activities]

2. Draft the picture of anything that you like most during the Field Visit.



FIELD VISIT TRIP SHEET

Date: 2073/12/24 Field Visit (Place): Deo Chait Auto Services

Student Info

Name	<u>Shaurya Shrestha</u>	Roll No	<u>32026</u>
Section	<u>Manava</u>	Grade	<u>8</u>


Observation & Learning


SN	Observation	Learning
1	<u>Vehicles</u>	<u>They were being repaired.</u>
2	<u>Engine</u>	<u>It is the main part.</u>
3	<u>Tool</u>	<u>Lot of tools were being used.</u>
4	<u>Car lifting</u>	<u>Cars can also be lifted.</u>
5	<u>Car wash</u>	<u>We used water pressure for it.</u>

1. Describe the activities that you did during the field visit (200-250 words).

Firstly, I saw a lot of old and broken vehicles. They were being fixed, repaired, dented and washed. Mr. Dev Shrestha and Mr. Manoj Poudel gave us a lot of information about vehicles and their maintenance.

2. Draw the picture of anything that you like most during the field visit.



 Sifal School

FIELD VISIT TRIP-SHEET

Date: June 7, 2022. Field Visit (Place): Deerwalk Auto Services

Student Info

Name	Aryama Bhattarai	Roll No	32027
Section	Manaslu	Grade	3


Observation & Learning

SN	Observation	Learning
1	Deerwalk Auto Services	Cars also get sick.
2	Engine	The engine is the main part
3	Screwdriver	A screwdriver looks like a wrench.
4	Cars	There were 8-9 mechanics.
5	Air pipe	Used to wash car.

1. Describe the activities that you did during the field visit (50 to 150 words).

First of all we lined up. We got split up in the buses. Dhawalagiri and all the friends and I went in the blue bus and Manaslu in the white bus. and then we finally arrived at 'Deerwalk Auto Services'. There were so many things to see. We asked a lot of questions.

2. Draft the picture of anything that you like most during the Field Visit.



FIELD VISIT TRIP-SHEET

Date: Field Visit (Place):

Student Info

Name	Sanidhya Tripathi	Roll No	32-033
Section	Manasly	Grade	Three


Observation & Learning

SN	Observation	Learning
1	Deerwalk Services	A place where we fix
2	parts of engines	tools can repair cars
3	Engines	Cars 1e
4	wheel of engines	We learn that cars
5	car parts	get sick too

1. Describe the activities that you did during the field visit (50/100/150 words).

We went to Deerwalk services. We saw many things we learnt to fix cars. It was so fun there was so many cars. At last, we went back to our school.

2. Draft the picture of anything that you like most during the Field Visit.



FIELD VISIT TRIP-SHEET

Date: 2079/02/24 Field Visit (Place): Deerwalk Auto Services

Student Info

Name	Aarush Tamang	Roll No	32034
Section	Manaslu	Grade	3


Observation & Learning

SN	Observation	Learning
1	Wiff	To lift car and fix it.
2	Engine	They also clean car and van.
3	Wheels	We use wiper to clean the car.
4	number Plate	We cannot smoke there.
5	Lights	They use steering wheel.

1. Describe the activities that you did during the field visit (50 to 150 words).

I went to the Deerwalk services. I saw a car. They were washing the car and there were many cars and vans. The vroomm and where padre Lunch. The car was very dirty but they cleaned the car.

2. Draft the picture of anything that you like most during the Field Visit.



FIELD VISIT TRIP-SHEET

Date: 20/9/2024 Field Visit (Place): Deekwalk Auto services

Student Info

Name	Aaron Singh	Roll No	32035
Section	Manaslu	Grade	3

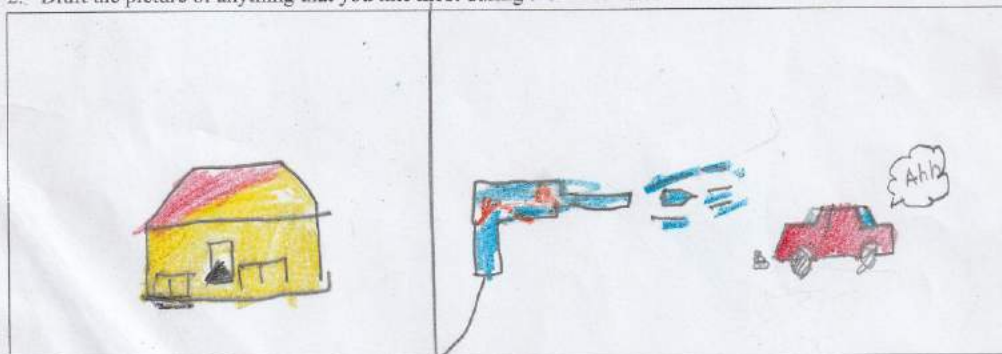
Observation & Learning

SN	Observation	Learning
1	vehicles	broken vehicles are like
2	engine	patients.
3	headlights	Humans are like doctors
4	bumpers	for broken vehicles-
5	tools	Brakes help vehicles to stop.

1. Describe the activities that you did during the field visit (50 to 150 words).

We went to Deekwalk Auto Services to see the vehicles. We saw different vehicles. We saw cars, jeeps, buses and many more. We went there by our school bus. We went by route 2. It was fun because we could see the vehicles.

2. Draft the picture of anything that you like most during the Field Visit.



Sifal School

FIELD VISIT TRIP-SHEET

Date: 20.7.2024 Field Visit (Place): Deer walk Auto Services

Student Info

Name	Eshaan Manandhar	Roll No	32036
Section	Manastu	Grade	3


Observation & Learning

SN	Observation	Learning
1	Car	They use hammer ^{and} screwdriver
2	tyre	They use tools to repair cars.
3	engine	They clean the car.
4	light	They wash the car.
5	mirror	They repair bus and truck.


1. Describe the activities that you did during the field visit (50 to 150 words).

We came in bus. We saw a car service. We saw car mechanics. We saw so many cars. We saw mechanics washing the car. We wrote things in worksheet. The mechanic explained us about cars. We saw one mechanic driving a car and explaining us about it's device. We saw a car with no engine.

2. Draft the picture of anything that you like most during the Field Visit.



Bedant Bhandhari, 32038

FIELD VISIT TRIP-SHEET			
Date: 2079-2-24		Field Visit (Place): Deerwalk Auto services.	
Student Info			
Name	Bedant Bhandari	Roll No	320038
Section	Manaslu	Grade	3
Observation & Learning			
SN	Observation	Learning	
1	tire	They make cars-	
2	lift	This is Deerwalk Auto Services-	
3	Machine gun	They lift cars-	
4	head lights	They wash cars.	
5	engine	Blackplate means public.	
1. Describe the activities that you did during the field visit (50 to 150 words).			
<p>We came in a bus - we saw so many cars. We began to write, we learned many things and came up, we saw old cars. We saw cars washing, but I did not touch the water.</p>			
2. Draft the picture of anything that you like most during the Field Visit.			
 <p>machine gun</p>			

Samrag Shrestha, 32041

Name	Samragi Shrestha	Roll No	32041
Section	Manaslu	Grade	Three


Observation & Learning

SN	Observation	Learning
1	vehicles	They were being repaired.
2	engine	It is the main part.
3	tools	Lot of tools were being used.
4	car lifting	Cars can also be lifted.
5	car wash	We need water pressure for it.

1. Describe the activities that you did during the field visit (50 to 150 words).

Firstly, I saw a lot of old and broken vehicles. They were being fixed, repaired, dented and washed. Mr. Dev Shrestha and Mr. Manoj Poudel gave us a lot of information about vehicles and their maintenance.

2. Draft the picture of anything that you like most during the Field Visit.



Sanskar Khaling Rai, 32043

FIELD VISIT TRIP-SHEET

Date: 2079/02/29 Field Visit (Place): Deerwalk Auto Services

Student Info

Name	<u>Sanskar Rai</u>	Roll No	<u>32043</u>
Section	<u>Manaslu</u>	Grade	<u>3</u>


Observation & Learning

SN	Observation	Learning
1	<u>vehicles</u>	<u>They were being repaired.</u>
2	<u>engine</u>	<u>It is the main part.</u>
3	<u>tool</u>	<u>lot of tools were being used.</u>
4	<u>car lifting</u>	<u>Cars can also be lifted.</u>
5	<u>car wash</u>	<u>We need water for it.</u>

1. Describe the activities that you did during the field visit (50 to 150 words).

Firstly, I saw a lot of old and broken vehicles. They were being fixed, repaired, dented and washed. Mr. Desh Shrestha and Mr. Manoj Poudel gave us a lot of information about vehicles and their maintenance.

2. Draft the picture of anything that you like most during the Field Visit.



FIELD VISIT TRIP-SHEET

Date: 2024-02-24 Field Visit (Place): Deenwalk Auto Services.....

Student Info

Name	Aarav Thapa	Roll No	32043
Section		Grade	3

Observation & Learning

SN	Observation	Learning
1	vehicles	They were being repaired.
2	tools	It is the main part.
3	car	lot of tools were being used
4	engine	Cars can be lifted
5	car lifting	We need water pressure for it.

1. Describe the activities that you did during the field visit (50 to 150 words).

Fistly, I saw a lot of old and broken vehicles. They were being fixed, repaired, dented and washed; Mr. Dey shres thapa and Mr. Manej Powdey gave us a lot of information about vehicles and their maintenance.

2. Draft the picture of anything that you like most during the Field Visit.

