



CLOSING REPORT | FIELD VISIT

CLASS OF 2034 - GRADE 2

Field Visit Details

Date of Field Visit: Jestha 10

Place of Field Visit: Aqua Sanjivani

Departure Time: 11:20 AM

Visit Hours: 12 PM-12:50 PM

Arrival Back to School: 1:40 PM

Number of Visitors: 44

Teachers: Hama R, Sabina M, Bindu P, Manisha A

Objective of the visit:

- To observe the various stages of the water purification process.
- Encourage students to apply the learning in their day to day life and to make them understand the importance of drinking water.

Report By:
Rita Shilpakar

At

FIELD VISIT TRIP-SHEET

Date: 24th May 2023. Field Visit (Place): Aqua Sanjivani, Tokha.....

Student Info

Name	Aaradhya Tripathee	Roll No	34001
Section	Makalu	Grade	2

Observation & Learning

SN	Observation	Learning
1	Filter	fill Big Jars
2	Black Tank	Water filled in
3	Machine	How Jars were filled
4	Vehicles	underground water
5	Jars	How ^{to fill} water clean to

1. Describe the activities that you did during the field visit (50 to 150 words).

I had lots of fun in field visit. I saw tanks, jars, pipe and filter. I saw how machine works. It was amazing. It was amazing place Plast.

2. Draft the picture of anything that you like most during the Field Visit.



AS

FIELD VISIT TRIP-SHEET

Date: 24th May 2023 Field Visit (Place): Aaula Sonjivani, Tokha

Student Info

Name	Aarav Shrestha	Roll No	34002
Section	Ma Kalu	Grade	2


Observation & Learning

SN	Observation	Learning
1	tank	Tank had water in <u>side</u>
2	Pipe	Pipe supplied water
3	Machine	Filter removed dirt
4	Filter	cleaned the tank
5	Jars	clean water was put in jars

1. Describe the activities that you did during the field visit (50 to 150 words).

1 We went to see how to fill water in jars.
 2 working in that place. There were many jars
 3 and big machines I heard the sound of water.
 4 I saw a sign of जल सिफ

2. Draft the picture of anything that you like most during the Field Visit.



Aarfa Shakya

FIELD VISIT TRIP-SHEET

Date: 24th May 2023 Field Visit (Place): Aquani, Tokha Aqua Sanjivani, Tokha

Student Info

Name	Aarfa Shakya	Roll No	34003
Section	Maklu	Grade	2


Observation & Learning

SN	Observation	Learning
1	Filter	to separate dirt
2	Cold Filter	to make the water pure
3	uv filter	to kill germs
4	pipes	to fill the teink tanks
5	Jar	to collect pure water

1. Describe the activities that you did during the field visit (50 to 150 words).

I had fun time with my friends. I went to ~~Tokha~~ Teachers and saw how to clean water using big machines. ~~Teacher~~ told us to be good and try to learn more.

2. Draft the picture of anything that you like most during the Field Visit.



Aarogya Ghimire

FIELD VISIT TRIP-SHEET

Date: May 24, 2023 Field Visit (Place): Aqua Sanjivani

Student Info

Name	<u>Aarogya Ghimire</u>	Roll No	<u>34004</u>
Section	<u>Cho Oyo</u>	Grade	<u>2</u>


Observation & Learning

SN	Observation	Learning
1	<u>Tank</u>	<u>store water</u>
2	<u>up</u>	<u>fall water</u>
3	<u>Sand water</u>	<u>pari filter</u>
4	<u>cold water</u>	<u>water stor</u>
5	<u>Cp</u>	

1. Describe the activities that you did during the field visit (50 to 150 words).

I saw big blue filter where water is stored from filter and it was very clean and it was dark. I went in the bus with my friends.

2. Draft the picture of anything that you like most during the Field Visit.



Aarohi Malakar

FIELD VISIT TRIP-SHEET

Date: 24th May Field Visit (Place): Aqua Sanjivani

Student Info

Name	Aarohi Malakar	Roll No	34005
Section	Chhatra	Grade	2

Observation & Learning

SN	Observation	Learning
1	Filter →	Processing ground
2	Black Tank →	water collected ground
3	UV filter →	water.
4	UV filter →	Make cleaning water.
5		

sand
waste

1. Describe the activities that you did during the field visit (50 to 150 words).

I saw the jar cleaning machine. I saw big blue filter where stored water go for filter and after that it is collected in machine room.

2. Draft the picture of anything that you like most during the Field Visit.



Aarush Dahal

FIELD VISIT TRIP-SHEET

Date: 24th May 2023 Field Visit (Place): Aard Sahjivani

Student Info

Name	Aarush Dahal	Roll No	34000
Section	Makala	Grade	2

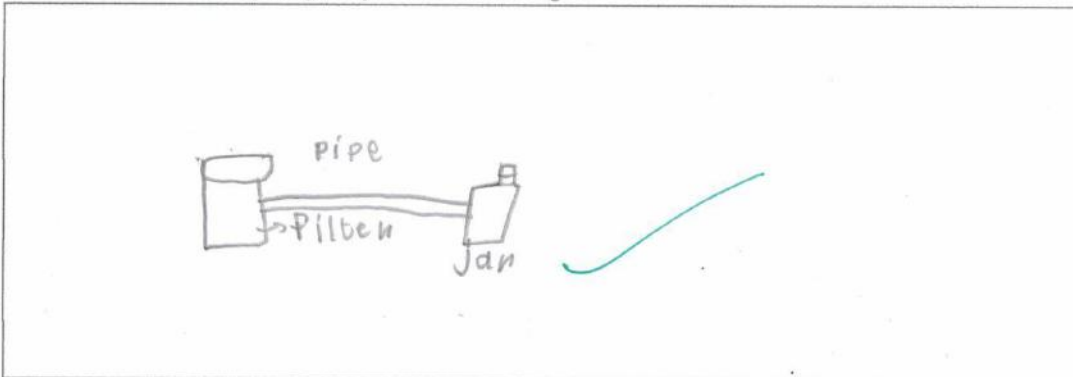
Observation & Learning

SN	Observation	Learning
1	Tank	To store water
2	Truck	To carry jars
3	Water Un ground	To bring water from there
4	Filter	To make clean water
5	Pipe	To put water in tank

1. Describe the activities that you did during the field visit (50 to 150 words).

The place had big rooms and big machines. We saw them using big machines to clean water. They used big pipes to carry water and fill jars. We had a lot of fun in bus.

2. Draft the picture of anything that you like most during the Field Visit.



FIELD VISIT TRIP-SHEET

Date: 25th May Field Visit (Place): Aqua Sanjivani/Tokha

Student Info

Name	Arsan Bajimaya	Roll No	31007
Section	MaKalu	Grade	2


Observation & Learning

SN	Observation	Learning
1	Pipes	Fill big jars
2	People	Help
3	Filter	How to kill germs
4	Machines	How to process water
5	Jars	How to fill water

1. Describe the activities that you did during the field visit (50 to 150 words).

We went by bus. The factory had big filters. It was very loud.

2. Draft the picture of anything that you like most during the Field Visit.



Aranya Tripathi

FIELD VISIT TRIP-SHEET

Date: 24 May 2023 Field Visit (Place): Aqua Sanjivani, Tokha

Student Info

Name	Aranya Tripathi	Roll No	34008
Section	Makalu	Grade	2


Observation & Learning

SN	Observation	Learning
1	Tank	Filled big jars
2	Filter	made pure the water pure
3	Jar	To fill pure water big
4	machines	To clean the the tank
5	pipe	To bring water

1. Describe the activities that you did during the field visit (50 to 150 words).

1 I went to that place with my
2 friends from school. I learnt
3 I saw a Tank.
4 I saw a Jar
5 I saw many things. It was fun

2. Draft the picture of anything that you like most during the Field Visit.



Diwit Raj Sharma

FIELD VISIT TRIP-SHEET

Date: 24th May Field Visit (Place): Aqua ^{the} sanjivani, Takha.....

Student Info

Name	Diwit Raj sharma	Roll No	34009
Section	Cho oyu	Grade	II


Observation & Learning

SN	Observation	Learning
1	Tank	How tank fill
2	Filters	How to filter
3	machine	What kind of water
4	jar	How to fill jar.
5	pipe	How water go

1. Describe the activities that you did during the field visit (50 to 150 words).

I saw a filters in machine room. It is very cool. I like machine room. Most I liked color and filter. There are 6 filters ^{were}.

2. Draft the picture of anything that you like most during the Field Visit.



Ethan Singh

FIELD VISIT TRIP-SHEET

Date: 25th May 2023 Field Visit (Place): Thokha Aqua Sanjivani, Tokha

Student Info

Name	Ethan Singh	Roll No	34010
Section	Choaya	Grade	2

Observation & Learning

SN	Observation	Learning
1	Filter	uro filter
2	tank	big tank
3	Jar	9 Litre
4	pipe	join with tank
5	bucket	Full of Jar

1. Describe the activities that you did during the field visit (50 to 150 words).

1. A big blue filter, where stored water go to filter and after that it is collected in machine room. In machine room, there were lots of filter machine where water is processed for drinking supply.

2. Draft the picture of anything that you like most during the Field Visit.



Niskles Baral

FIELD VISIT TRIP-SHEET

Date: 24 May 2023 Field Visit (Place): Aqua Sanjivani

Student Info

Name	Niskles Baral	Roll No	34013
Section	Cho Yong Oyu	Grade	II

Observation & Learning

SN	Observation	Learning
1	UV filter	No virus and -?
2	Black Tanks	Water
3	Machine room	Stage of drinking water filter.
4	Jarid	clean water
5		

1. Describe the activities that you did during the field visit (50 to 150 words).

I saw big blue filter where stored water, go for filter and after that it is collected in machine room. In machine room there are lots of filter machine where water is processed for drinking supply.

2. Draft the picture of anything that you like most during the Field Visit.



FIELD VISIT TRIP-SHEET

Date: 24th May, 2023 Field Visit (Place): Aqua Sanjivani, Takha

Student Info

Name	Shaina Shrestha	Roll No	34015
Section	Maklu	Grade	2

Observation & Learning

SN	Observation	Learning
1	Filter	fill big Jars
2	Sam filter	Making Pure water
3	waste water	fill truck with
4	You be filter	big takey
5	Jar	How water →

1. Describe the activities that you did during the field visit (50 to 150 words).

I went for a with my friends and teachers. We went to Aqua Sanjivani. We saw how the machines work to make pure water. There were big pipes, filters and tanks.

2. Draft the picture of anything that you like most during the Field Visit.



FIELD VISIT TRIP-SHEET

Date: 24th May Field Visit (Place): AQUA Jivani

Student Info

Name	Sharvaya Raj Chapagain	Roll No	34096
Section	ma Kalu	Grade	2


Observation & Learning

SN	Observation	Learning
1	jars	full of water
2	vehicles	to carry jars
3	filter	Kill germs
4	underground	collect water
5	Tanks	Store water

1. Describe the activities that you did during the field visit (50 to 150 words).

1. the water from jars went to jars with the help of pipe the machines and filter. 2. helped to clean water. I saw how the jars were clean. We learnt many things.

2. Draft the picture of anything that you like most during the Field Visit.



Prinsha Pradhan

FIELD VISIT TRIP-SHEET

Date: 24th May Field Visit (Place): Aqua Sanjivani

Student Info

Name	Prinsha Pradhan	Roll No	24020
Section	Cho Oyo	Grade	2

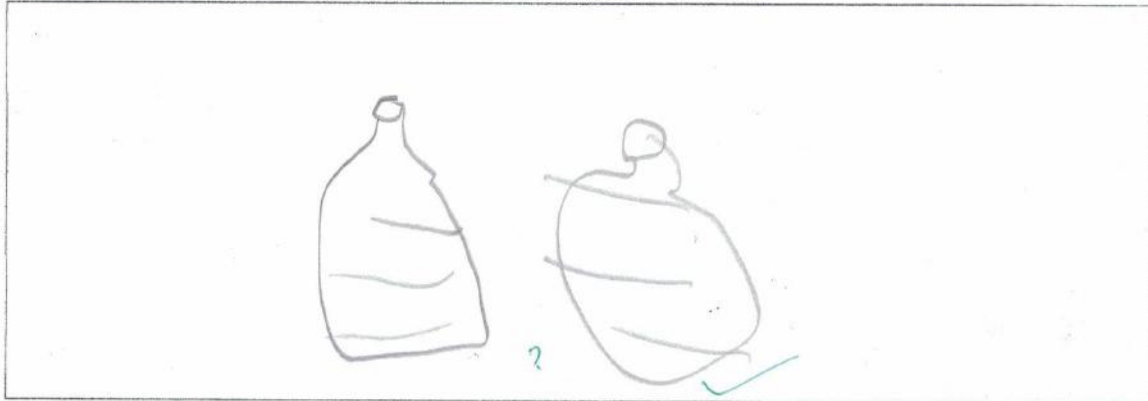
Observation & Learning

SN	Observation	Learning
1	Filter	filter water
2	Tank	collecting ^{ground} water
3	UV Filter	Make cleaning water
4		
5		

1. Describe the activities that you did during the field visit (50 to 150 words).

I saw jar cleaning machine, big blue filter, stored ground water

2. Draft the picture of anything that you like most during the Field Visit.



Aarush Yadav

FIELD VISIT TRIP-SHEET

Date: 24th May, 2023 Field Visit (Place): Aqua Sajivani

Student Info

Name	Aarush Yadav	Roll No	34021
Section	cho oyo	Grade	2


Observation & Learning

SN	Observation	Learning
1	Tank	
2	sand	filter water
3	pipe	Micro filter
4	Jars	Jar filter
5	pipe	filter tank

1. Describe the activities that you did during the field visit (50 to 150 words).

I saw Jars and pipes and a big filter. We were seeing Tanks. It very cool. I learnt about under ground and surface water.

2. Draft the picture of anything that you like most during the Field Visit.



Pranish Pandey

FIELD VISIT TRIP-SHEET

Date: 29th May, 2023 Field Visit (Place): Aqula Sanjivani, Tokha.

Student Info

Name	Pranish Pandey	Roll No	34022
Section	Makalu	Grade	(2) (Makalu)


Observation & Learning

SN	Observation	Learning
1	Jar	to fill water
2	Underground water	to use it for drinking.
3	Tanks	to collect water
4	Filter	to make pure water
5	Machine ✓	To separate dirt

1. Describe the activities that you did during the field visit (50 to 150 words).


We went to Tokha and saw many vehicles on the way. I saw big rooms and big machine. Big pipes were also used to supply water. Filter was to ^{used} separate dirt.

2. Draft the picture of anything that you like most during the Field Visit.



Vidhatri Thapa

FIELD VISIT TRIP-SHEET

Date: 24th May, 2023... Field Visit (Place): Aqua... sanjivani... Tokba... 

Student Info

Name	Vidhatri Thapa	Roll No	34023
Section	cho oyu	Grade	7


Observation & Learning

SN	Observation	Learning
1	Tank Ro cold room	full water
2	Jars up	fee room
3	same filters sound	spure
4	filters make	vatr
5	minas felling room	veata uo

1. Describe the activities that you did during the field visit (50 to 150 words).

I saw jars and pipes and a big blue filter. and there was big black tank. I saw dirty water. I saw blue can. I went to field visit with teacher's.

2. Draft the picture of anything that you like most during the Field Visit.



Vedant Thapa

FIELD VISIT TRIP-SHEET

Date: May 2023 Field Visit (Place): Aqua Sanjivani, Tokha

Student Info

Name	<u>Vedant Thapa</u>	Roll No	<u>34024</u>
Section	<u>CHOBYU</u>	Grade	<u>II</u>


Observation & Learning


SN	Observation	Learning
1	<u>Filter</u>	<u>send water</u>
2	<u>CP</u>	<u>VaTR</u>
3	<u>Tank</u>	<u>Machine room</u>
4	<u>UV filter</u>	<u>filter water</u>
5	<u>S Jar</u>	<u>marks</u>

1. Describe the activities that you did during the field visit (50 to 150 words).

I saw big ^{blue} filter where ^{is passed to} red water ^{go for} filter and after that it is collected in machine room. In machine room there are lots of filter machines ^{here} water is processed for drinking supply.

2. Draft the picture of anything that you like most during the Field Visit.



 Sifal School

Siddhika Malla

FIELD VISIT TRIP-SHEET

Date: 24th May 2023 Field Visit (Place): Hqvg Sanjvari, To Kba

Student Info

Name	Siddhika Malla	Roll No	34025
Section	Makalu	Grade	2

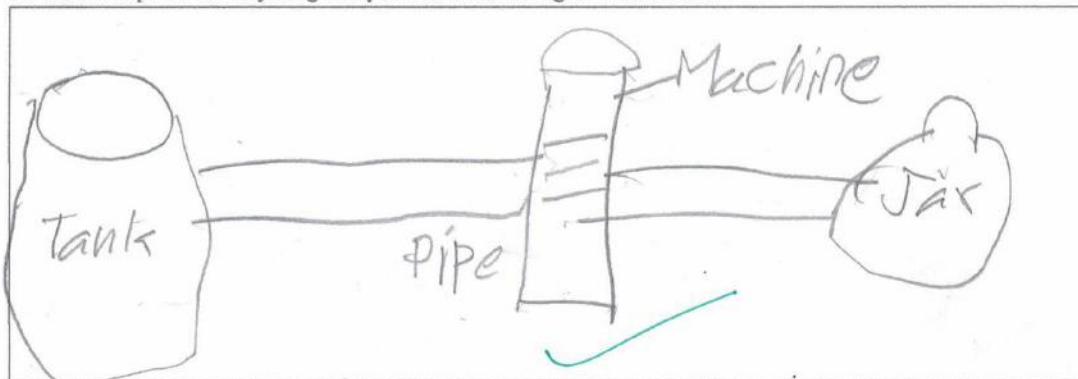
Observation & Learning

SN	Observation	Learning
1	tank	fill Big Jars
2	Filter	How they give out pure water
3	Jar	how jars are filled
4	Black tank	water was filled
5	machine	how bacteria is separated

1. Describe the activities that you did during the field visit (50 to 150 words).

We went by bus our school. Our teacher took us to A guys and vani. We saw how water is made pure. There were many machines to fill water in the jar. The sound of water was very loud.

2. Draft the picture of anything that you like most during the Field Visit.



Suruchi Bimali

FIELD VISIT TRIP-SHEET

Date: 24th May 2023..... Field Visit (Place): Aqua. Sanjivani, Tokha.....

Student Info

Name	Suruchi Bimali	Roll No	34026
Section	Maikalu	Grade	2

Observation & Learning

SN	Observation	Learning
1	Filter Tank	to separate dirt
2	Black Tank	to keep water
3	sand filter	water
4	Pipe	to take out water.
5	machine	full of filter

1. Describe the activities that you did during the field visit (50 to 150 words).

I had a lot of fun in field visit. I saw filter, tank, jars, pipe and machine. I saw how the jars were cleaned. I saw how the machine works. We learnt many things. I liked how the machine collected the under ground water and made them pure. I had lots of fun in the field visit.

2. Draft the picture of anything that you like most during the Field Visit.



Hitaksh Agrawal

HL

FIELD VISIT TRIP-SHEET

Date: 24th May, Field Visit (Place): Aqwa Sanjivani, Torha

Student Info 2023

Name	Hitaksh Agrawal	Roll No	34028
Section	Makalu	Grade	2

Observation & Learning

SN	Observation	Learning
1	Vehicles	fill big jar
2	tank	collect the water
3	Water machine	fill water
4	pipe	puppy? water
5	filter	to separate dirt

1. Describe the activities that you did during the field visit (50 to 150 words).


We went to see how water is made pure before filling the jar and selling in the market. We went to a water factory and saw big tanks, pipes to store and carry underground water. Big machine and filter

2. Draw the picture of anything that you like most during the Field Visit.



Nivaan Aryal

FIELD VISIT TRIP-SHEET

Date: 24th May, 2023 Field Visit (Place): Aqua Sanjivani 

Student Info

Name	<u>Nivaan Aryal</u>	Roll No	<u>34029</u>
Section	<u>Cho Oya</u>	Grade	<u>2</u>

Observation & Learning

SN	Observation	Learning
1	<u>Sanfilter</u>	<u>Balk Talk</u>
2	<u>R.O. filter</u>	<u>Filter tank</u>
3	<u>Waste water</u>	<u>Microfilter</u>
4	<u>Jar filling</u>	<u>How tank fill</u>
5	<u>UV filter</u>	<u>How to filter</u>

1. Describe the activities that you did during the field visit (50 to 150 words).

I saw a jar cleaner. It is called jar filling. It was in machine room. The sisters were cleaning the jars. We also saw a blue filter. It was blue in colour. I love our field visit.

2. Draft the picture of anything that you like most during the Field Visit.



Soumya Poudyal

FIELD VISIT TRIP-SHEET

Date: 24th May 2023 Field Visit (Place): Aqua Sanjivani Tokha

Student Info

Name	Soumya Poudyal	Roll No	34030
Section	Makalu	Grade	2

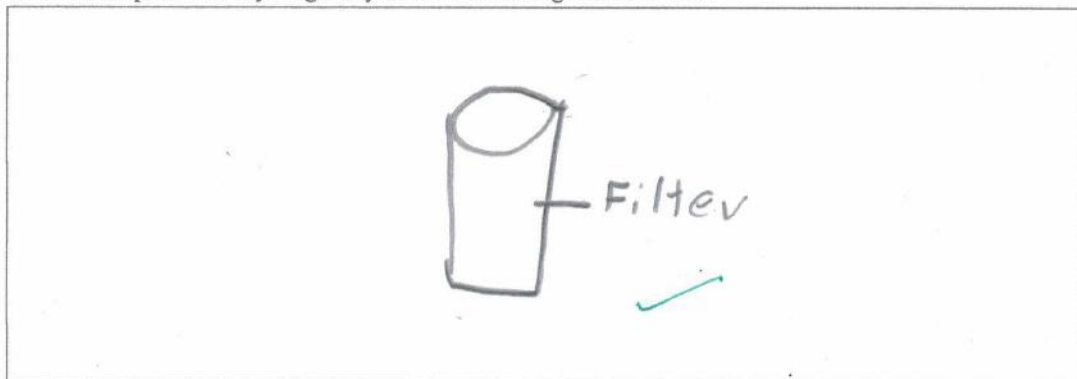
Observation & Learning

SN	Observation	Learning
1	Fiter	to separate dirt
2	water machine	to fill water
3	Pype	to carry water
4	jar	to store water
5	Houses	to store jars and machines

1. Describe the activities that you did during the field visit (50 to 150 words).

Today we went for a field trip to learn about water. we carried pencil and clip boards. we wrote ^{about what} water we saw in the trip sheet. I saw how water is made pure. I also saw how they fill jars with water.

2. Draft the picture of anything that you like most during the Field Visit.



Brisha Maharjan

FIELD VISIT TRIP-SHEET

Date: 26th May Field Visit (Place): Aqua Sanjivani

Student Info

Name	Brisha Maharjan	Roll No	341037
Section	Cho Dyo	Grade	2

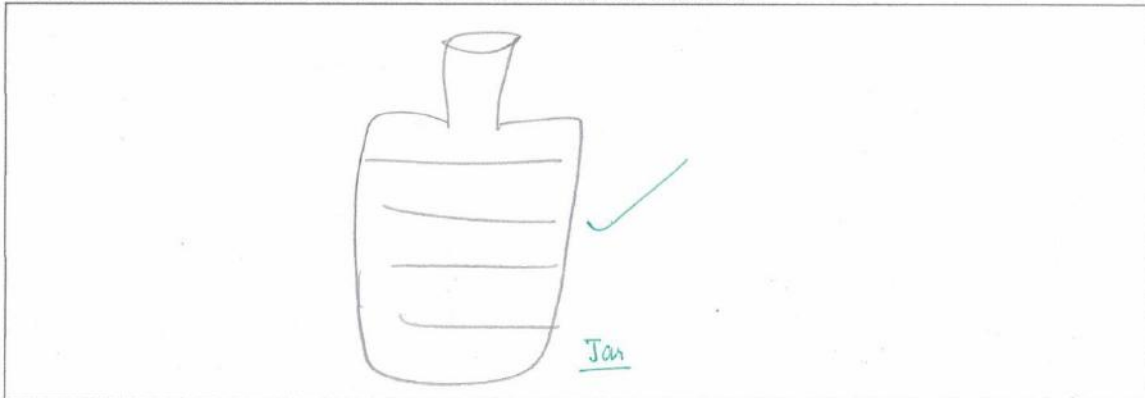
Observation & Learning

SN	Observation	Learning
1	Jar	Clean water
2	Filter	Water filter
3	Tank	Collect water
4	Jar cleaning machine	to clean jar
5		

1. Describe the activities that you did during the field visit (50 to 150 words).

Saw jar water. tank, machine ^{room,} truck to load water, big filter tank etc

2. Draft the picture of anything that you like most during the Field Visit.



FIELD VISIT TRIP-SHEET

Date: 24th May, 2023 Field Visit (Place): Aqua Sanjivani, Tokha

Student Info

Name	Siddhartha Aryal	Roll No	32034
Section	Makaly	Grade	2

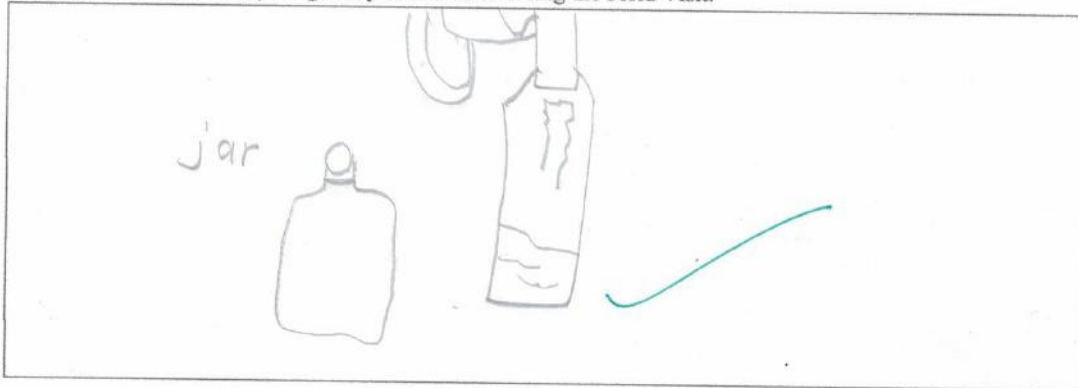
Observation & Learning

SN	Observation	Learning
1	Filter	fill Big jars
2	Black Tank	Make pure water
3	Jars	fillin ^{water} <u>traweh</u> with jars
4	vehicles	<u>Carry</u> jars
5	Machine	How water is filled

1. Describe the activities that you did during the field visit (50 to 150 words).

I had a good day. I saw jars, clean tanks, machines and jar pipes. I saw water filled in jars. I saw so many jars and learnt many things about water.

2. Draft the picture of anything that you like most during the Field Visit.



Abis Giri

FIELD VISIT TRIP-SHEET

Date: 25th May Field Visit (Place): Aquas Sanjivani

Student Info

Name	<u>Abis Giri</u>	Roll No	<u>39033</u>
Section	<u>Chodaya</u>	Grade	<u>2</u>

Observation & Learning

SN	Observation	Learning
1	<u>Jar</u>	<u>clean the ^{Tan} Jar</u>
2	<u>Filter</u>	<u>Purify <u>purifier</u> water</u>
3	<u>Black Tank</u>	<u>collected groundwater</u>
4	<u>machine room</u>	<u>stage of <u>drinking</u> water</u>
5	<u>Waste water</u>	<u>came out from pipe</u>

1. Describe the activities that you did during the field visit (50 to 150 words).

I saw big blue filter where stored water go to filter and after that it is collected in machine room. In machine room, there were lots of filter water machine where water is processed for drinking supply.

2. Draft the picture of anything that you like most during the Field Visit.



Aarav Kalika

FIELD VISIT TRIP-SHEET

Date: 24th May 2023 Field Visit (Place): Aqua Sanjivani Tokha #

Student Info

Name	Aaravkalika	Roll No	34034
Section	Cho Oyo	Grade	2


Observation & Learning

SN	Observation	Learning
1	Tank	fill water
2	up	water stor
3	sand. water	pa ^{it} water
4	LP	store water
5	Cold-?	

1. Describe the activities that you did during the field visit (50 to 150 words).

I see big blue filter. when I visit the place and many tanks. and I see claming the jar machine. I ^{went} go on my bus of route 4. There ^{were} are many

2. Draft the picture of anything that you like most during the Field Visit.



Rihan Bogati

FIELD VISIT TRIP-SHEET

Date: 24th May, 2023 Field Visit (Place): Aqua Sanjivani, Toka

Student Info

Name	Rihan Bogati	Roll No	34035
Section	Makalu	Grade	2

Observation & Learning

SN	Observation	Learning
1	Vehicles	Use to carry jars
2	Tap	To get water
3	machine	To store water
4	Water Tank	To remove dirt
5	Pipe	To supply water

1. Describe the activities that you did during the field visit (50 to 150 words).

We went by school bus with all students of grade 2. I learnt how water is made-pure. There was big filters and pipes. The observation is, vehicles, houses, car wash machine and gar. and my house.

2. Draft the picture of anything that you like most during the Field Visit.



Shivanya Poudel



FIELD VISIT TRIP-SHEET

Date: 24 May 2023 Field Visit (Place): Aqua Sanjivani Tokha

Student Info

Name	Shivanya Poudel	Roll No	34036
Section	Makalu	Grade	2

Observation & Learning

SN	Observation	Learning
1	tank	Fill water
2	filter	Making water pure
3	Vehicles	Fill big jars
4	machine	Filling tanks
5	pipes	Supply water

1. Describe the activities that you did during the field visit (50 to 150 words).

I had good day and I saw how to clean water. I went Aqua Sanjivani by bus. We saw machines and uncle told her how those machines make the water pure.

2. Draft the picture of anything that you like most during the Field Visit.



Aayash Subedi

FIELD VISIT TRIP-SHEET

Date: 24th May 2023 Field Visit (Place): Aqua Sanjivani, Tokha

Student Info

Name	Aayash -?	Roll No	34037
Section	Makalu	Grade	2

Observation & Learning

SN	Observation	Learning
1	Filter	To separate dirt
2	filter	to kill germs
3	pipes	to carry water
4	Tank	To store water.
5	Underground water	To bring water

1. Describe the activities that you did during the field visit (50 to 150 words).

I went to Aqua Sanjivani, Tokha & saw about water and the way to clean it. I saw big machines and filter to clean water.

2. Draft the picture of anything that you like most during the Field Visit.



Parika Shrestha

FIELD VISIT TRIP-SHEET

Date: 24th May Field Visit (Place): Aqua Sanjivani

Student Info

Name	Parika Shrestha	Roll No	34038
Section	Cho-Oyo	Grade	2

Observation & Learning


SN	Observation	Learning
1	Filter	Ground water
2	Tank	collect water
3	UV Filter	Filter water
4		
5		

1. Describe the activities that you did during the field visit (50 to 150 words).

I saw:-

- ① Jar
- ② Machine room
- ③ Filter

2. Draft the picture of anything that you like most during the Field Visit.



Aarshika Poudyal

AP

FIELD VISIT TRIP-SHEET

Date: 24th May, 2023... Field Visit (Place): Aqua Sanjivani, Tokha.....

Student Info

Name	Aarshika Poudyal	Roll No	34041
Section	Makalu	Grade	2-Two

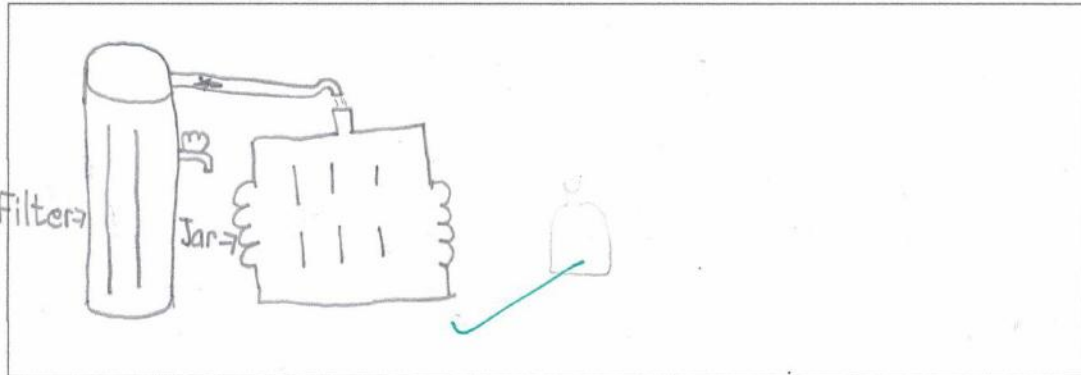
Observation & Learning

SN	Observation	Learning
1	Filter	Full water
2	Jar	To wash tank
3	Water machine	Kill germs
4	Tanks	<u>We learn water is important.</u>
5	Pipe	

1. Describe the activities that you did during the field visit (50 to 150 words).

I had lots of fun in field visit. I saw jars, tanks and filter in field visit. I know how to clean tanks and jars. I also saw big machine and tanks. I learnt new thing about water machines.

2. Draft the picture of anything that you like most during the Field Visit.



Abhinya Ghimire

FIELD VISIT TRIP-SHEET

Date: 24th May, 2023.. Field Visit (Place): Aqua Sanjivani, Tokha.....

Student Info

Name	Abhinya Ghimire	Roll No	34042
Section	Makalu	Grade	2


Observation & Learning

SN	Observation	Learning
1	Filter Tank	To seperate dirts.
2	Black Tank	To keep water.
3	Pipe	To take out water.
4	Sand filter	Water
5	Machine	Full of filter.

1. Describe the activities that you did during the field visit (50 to 150 words).

I had a good time. I saw two tanks. I took a picture. I saw how the jars were cleaned. We learnt many things. I like how the machines collect the under ground water and make them pure. I had lots of fun in field visit.

2. Draft the picture of anything that you like most during the Field Visit.



Anaya Parajuli

FIELD VISIT TRIP-SHEET

Date: 25th May 2022 Field Visit (Place): Aqus Sanjivani

Student Info

Name	Anaya Pandey Parajuli	Roll No	34043
Section	Cho Dyy	Grade	II 2


Observation & Learning

SN	Observation	Learning
1	Filter	Pipe
2	Jar	fill water
3	Sand water ?	pair water ?
4	Minds ?	Store water
5	CP	Jar collect and pcked filter water

1. Describe the activities that you did during the field visit (50 to 150 words).

I saw big blue filter where stored water go for to filter and after that it is collected in machine room, there were lots of filter machine where water is processed for drinking supply.

2. Draft the picture of anything that you like most during the Field Visit.



Bibhuti Pathak

FIELD VISIT TRIP-SHEET

Date: 24th May, 2023.. Field Visit (Place): Aqua Sanjivani, Tokha.....

Student Info

Name	<u>Bibhuti Pathak.</u>	Roll No	<u>34044</u>
Section	<u>Choyou</u>	Grade	<u>2</u>


Observation & Learning

SN	Observation	Learning
1	<u>Filter tank</u>	<u>Filling water</u>
2	<u>Pipe</u>	<u>Pipe gives water in tank</u>
3	<u>Tank of water</u>	<u>Tank fills water</u>
4	<u>Up</u>	<u>Water store</u>
5	<u>Op</u>	<u>Store water</u>

1. Describe the activities that you did during the field visit (50 to 150 words).

I saw clean machine, I saw how to clear jar. I saw blue tank
I saw how to fill jar with clean water. I go to Field Field visit.

2. Draft the picture of anything that you like most during the Field Visit.



Darpan Bhagat

FIELD VISIT TRIP-SHEET

Date: 29th May, 2023 Field Visit (Place): Aqua Sanjivani Tokha

Student Info

Name	Darpan Bhagat	Roll No	34045
Section	Makalu	Grade	Two

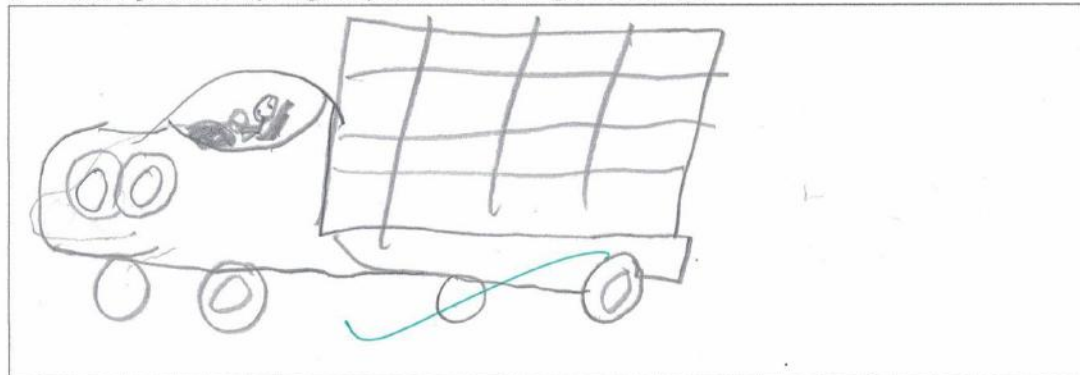
Observation & Learning

SN	Observation	Learning
1	tank	How they store the water
2	vehicles	How they carry jars
3	filter	How they make the water germ free
4	machines	How they clean the tank
5	Jars	How they fill the Big Jars

1. Describe the activities that you did during the field visit (50 to 150 words).

We went by a bus - to Aqua Sanjivani. We saw jars, filter, pipes and the place was very loud. We learned many things.

2. Draft the picture of anything that you like most during the Field Visit.



Devanshi Bhattarai

FIELD VISIT TRIP-SHEET

Date: 25th May 2023 Field Visit (Place): Aqua sanjivani Tokha *Hd*

Student Info

Name	Devanshi Bhattarai	Roll No	34096
Section	chooyu	Grade	II 2


Observation & Learning

SN	Observation	Learning
1	cold water	Fill water
2	sand water	store water
3	so	water star
4	up	pauxi filoy
5	cp	fee room

1. Describe the activities that you did during the field visit (50 to 150 words).

I see clena Jar filter where stored water.
I feel Jar stored water.
I go Tokna see clena Jar stored water
I went with My teacher and friends

2. Draft the picture of anything that you like most during the Field Visit.



FIELD VISIT TRIP-SHEET

Date: 24th May 2023 Field Visit (Place): Aqua sanjivani, Toka

Student Info

Name	Riyansh Shrestha	Roll No	34047
Section	Makali	Grade	2


Observation & Learning

SN	Observation	Learning
1	Tank	Fill Big Jar
2	Truck	Bring water
3	Jar	to supply pure water
4	pipe	filling the filter
5	machine	To make the water pure

1. Describe the activities that you did during the field visit (50 to 150 words).

In the jar go in another jar
 I went to water factory to see
 how water is filled in jar. I saw
 big machines and big tank, water
 was put in jar and loaded in the truck
 I saw a big Tank.

2. Draft the picture of anything that you like most during the Field Visit.



Sanskaar Marasini Pradhan

FIELD VISIT TRIP-SHEET

Date: 24th May 2023 Field Visit (Place): Anna Sanjivani Takha

Student Info

Name	Sanskar Marasini Pradhan	Roll No	34048
Section	Chhoyo	Grade	7002

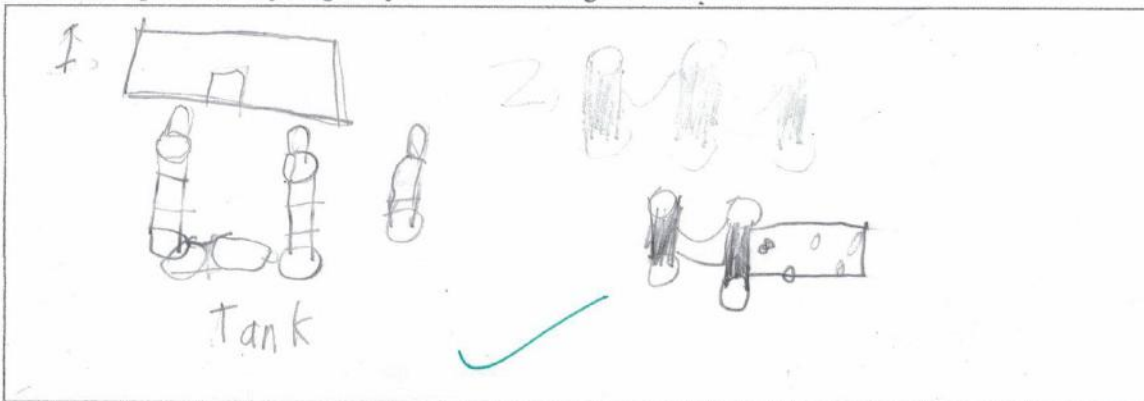
Observation & Learning

SN	Observation	Learning
1	Filter	Processing ground water
2	Black Tank	Collecting ground water
3	Machine room	stage of drinking water
4	Jar	Collect and pack filter water
5		

1. Describe the activities that you did during the field visit (50 to 150 words).

I saw a jar that collects and packs filtered water. I saw how water was purified. I saw a black tank which collects ground water. I went in route 4 while going to Anna Sanjivani Takha.

2. Draft the picture of anything that you like most during the Field Visit.



Saumya Raj Adhikari

FIELD VISIT TRIP-SHEET

Date: May, 5, 2023 Field Visit (Place): Aqua a sanjani

Student Info

Name	Saumya Raj Adhikari	Roll No	34042
Section	Rhodyo	Grade	2

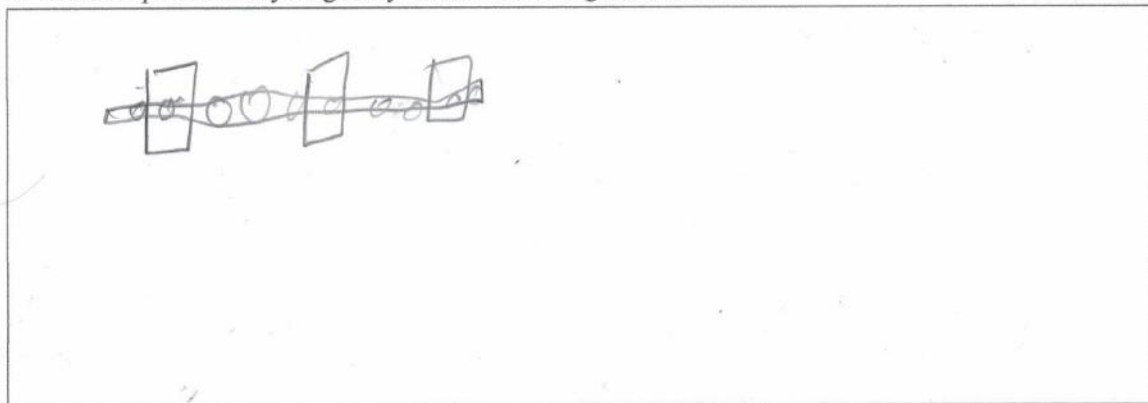
Observation & Learning

SN	Observation	Learning
1	Filter	In the Jar this are pure
2	Tank	water, I learned to fill
3	जिराहा	the water.
4	Masin Machine	
5	RO Filter	-> ??

1. Describe the activities that you did during the field visit (50 to 150 words).

They cleaned the The blue Jar and fill them with Pure water. I saw 3 filters. There are coal filter, sand filter, in virus filter.

2. Draft the picture of anything that you like most during the Field Visit.



Shriyan Phuyal

HP

FIELD VISIT TRIP-SHEET

Date: 24th May, 2023 Field Visit (Place): Aqua sanjivani, Tokha

Student Info

Name	Shriyan Phuyal	Roll No	34050
Section	Makalu	Grade	2


Observation & Learning

SN	Observation	Learning
1	Filter	Filling truck with big jars
2	Jars	Filling the filter
3	Vehicles	I saw carry water to tank.
4	Under ground water	Filling big jars.
5	Pipe	Make pure water

1. Describe the activities that you did during the field visit (50 to 150 words).

- 1) I had good day and I learnt about water.
- 2) There were pure water in pipes.
- 3) Filters helped the water to be pure.
- 4) There were big tanks full water.
- 5) I saw a big tank full of water.

2. Draft the picture of anything that you like most during the Field Visit.



Gaurahi Ghimire

FIELD VISIT TRIP-SHEET

Date: 24th May 2023 Field Visit (Place): Aqua Sanjivani *Handwritten signature*

Student Info

Name	Gaurahi Ghimire	Roll No	34039
Section	Cho Oyo	Grade	2

Observation & Learning

SN	Observation	Learning
1	filter frits tank	We learn water
2	pipe	kill germs
3	Michi?	under ground
4	Jar	loads in the car
5	ro filter	Washing Jar

1. Describe the activities that you did during the field visit (50 to 150 words).

we learnt about water. we saw all the water process and we went to the machine room and we saw four tips of water and the jars where goun.

2. Draft the picture of anything that you like most during the Field Visit.

