



CLOSING REPORT | FIELD VISIT CLASS OF 2035 - GRADE 1

Field Visit Details

Date of Field Visit: Mangsir 29, 2080

Place of Field Visit: National Horticulture Centre

Departure Time: 10:30 AM

Visit Hours: 11:15 AM-1:15 PM

Arrival Back to School: 2:00 PM

Number of Visitors: 30


Teachers: Chanda Pandey, Nemjala Bajracharya, Bindu Paudel, Bishnu Prasad Parajuli

Objective of the visit:

- To introduce students to basic concepts of plant life, including growth, development, and the different parts of a plant.
- Allowing students to participate in planting activities and explaining the basics of plant care and also to let the student know the composting process and use of composting in agriculture.

Report By:
Rita Shilpakar

FIELD VISIT TRIP-SHEET

Date: 15th December Field Visit (Place): Cental Horticulture Centre 

Student Info

Name	Anvesha Pant	Roll No	35002
Section	Kanchangunga	Grade	I


Observation & Learning

SN	Observation	Learning
1	Pearo	It is shrub
2	grapes	It is climber
3	rose	It is thorny
4	dragon fruit	It is creepper
5	KILOI	It is climber

1. Describe the activities that you did during the field visit (50 to 150 words).

Today I went to Field visit. I saw many plants. I saw walnut etc. some farmers were searching Earthworm. I saw baby plant. We walk down and up. I saw creepers. I saw some farmers resting. In some trees there were branches I loved rose. There was a park I saw a jungle we took rest. I went in a bus we took rest and eat. We clicked some photos. It was a big farm.

2. Draft the picture of anything that you like most during the Field Visit.



FIELD VISIT TRIP-SHEET

Date: 15th December Field Visit (Place): Central Horticulture Center

Student Info

Name	Aryav Dangol	Roll No	35003
Section	Kanchanjunga Kanchanjunga	Grade	I

Observation & Learning

SN	Observation	Learning
1	pear	It is a shrub
2	earth worms	They are farmer's friends
3	walnut	It is very big tree.
4	glass house	To keep baby plants.
5	rose	It is thorny

1. Describe the activities that you did during the field visit (50 to 150 words).

Today I went to horticulture farm. I saw many trees, shrubs, herbs, cilmbers and and creepers. We took rest. There were many plants. The baby plants were in the glass house. The place was green. We walked whole day. The flowers were so nice. It was very nice and fresh air. There were lots of grass and flowers, I love the field visit. Thank you.

2. Draft the picture of anything that you like most during the Field Visit.



Date: 15th Dec FIELD VISIT TRIP-SHEET
 Field Visit (Place): central horticulture

Student Info

Name	Ausprishya Aryal	Roll No	35004
Section	Rampachan Junga	Grade	I


Observation & Learning

SN	Observation	Learning
1	Apple tree	It is shrub
2	Grapes	It is climber
3	Walnut	It is tree
4	earth worm	Farmers Friend
5	Rose plant	It is thorny

1. Describe the activities that you did during the field visit (50 to 150 words).

Today I went to horticulture farm. I saw earthworm. I saw trees, rose plants and many fruits. I liked it.

2. Draft the picture of anything that you like most during the Field Visit.



FIELD VISIT TRIP-SHEET

Date: 15th Dec 2020 Field Visit (Place): Central Horticulture centre

Student Info

Name	Ayansh Pandey	Roll No	35005
Section	Kanchenjunga	Grade	I


Observation & Learning

SN	Observation	Learning
1	pear	It is shrub
2	grapes	It is climbers
3	walnut	It is very big tree
4	rose	It is thorny
5	Earth warm	They are farmers friends.

1. Describe the activities that you did during the field visit (50 to 150 words).

Today I went to horticulture centre, I saw many trees. I saw some farmers resting. Me and my friends also rested. We clicked some photos, also. It was a big and beautiful place. It was green. I saw many trees and flowers. I liked this field trip.

2. Draft the picture of anything that you like most during the Field Visit.



FIELD VISIT TRIP-SHEET

Date: 15th December Field Visit (Place): Central Horticulture centre

Student Info

Name	Bilakshyan Banjara	Roll No	35006
Section	Kanchanjunga	Grade	I


Observation & Learning

SN	Observation	Learning
1	grapes	It is climber
2	dragon fruit	It is creeper
3	walnut	It is a very big tree.
4	glass house	To keep baby plants
5	earthworms	They are farmer's friend

1. Describe the activities that you did during the field visit (50 to 150 words).

Today I went to Horticulture farm. There were many plants. There was one guide sir, he helped to visit. We saw, tree's, climbers, creepers, shrubs and herbs. I saw walnut and guava tree. I saw orange plant, rose plant etc. I saw glass-house. In the glass house there were many baby plants. We had our snacks. We played in that place. We clicked photos also. We learned and enjoyed.

2. Draft the picture of anything that you like most during the Field Visit.



class

FIELD VISIT TRIP-SHEET

Date: ~~15th December 2023~~ Field Visit (Place):central..... Horticulture Centre.....

Student Info

Name	Deboshmita Mukharjee	Roll No	35007
Section	Kanchanjunga	Grade	I

Observation & Learning

SN	Observation	Learning
1	pear	It is shrub
2	earth worms	They are farmer's friend
3	glass house	To keep baby plants
4	Kiwi	It is climber
5	rose	It is thorny

1. Describe the activities that you did during the field visit (50 to 150 words).

I went Horticulture centre with my friends. I saw so many trees. I saw kiwi plant. I saw herbs also. I saw some farmers resting. we ate our snacks there. we clicked photo there. I love the place. I like rose and marigold plant. I saw so many baby plants. I saw so many grass. I like field trip.

2. Draft the picture of anything that you like most during the Field Visit.



FIELD VISIT TRIP-SHEET

Date: 15th December... Field Visit (Place): Central Horticulture Centre...

Student Info

Name	Grehaa Shrestha	Roll No	35008
Section	Kanchenjunga	Grade	I

Observation & Learning

SN	Observation	Learning
1	Pear	It is shrub
2	Rose	It is thorny
3	grapes	It is climber
4	dragon fruits	It is creeper
5	walnut	It is very big tree

1. Describe the activities that you did during the field visit (50 to 150 words).

Today I went to field visit. I saw many plants. I saw many Earthworms. I saw small plants. We walk down and up. I saw saw walnut tree. There were shrub, herb, climber, creeper and thorny plants. I played with my friends. We go with teacher. We clicked some photos. There was a jungle. We watch many plants. I saw many farmers.

2. Draft the picture of anything that you like most during the Field Visit.



FIELD VISIT TRIP-SHEET

Date: th 5 December 2022 Field Visit (Place): Central Horticulture Centre

Student Info

Name	Kesha Koirala	Roll No	35009
Section	Kanchanjunga	Grade	I

Observation & Learning

SN	Observation	Learning
1	Pear	It is shrub.
2	grapes	It is climber.
3	rose	It is thorny.
4	Kiwi	It is climber.
5	walnut	It is very big tree.

1. Describe the activities that you did during the field visit (50 to 150 words).

I went to horticulture Centre. I saw many plant. I saw guava tree, walnut tree, I saw herb, climber, creeper, thorny shrub, baby plant. I saw farmers. I like rose plant. I saw many loquats. I went with my friends and teachers. I had snacks. There was one guide sir, he helped to visit. I saw rose plant, Cauliflower, kiwi, sunflower. I saw baby plant in ^{the} glass house. I love that place. I love it so much.

2. Draft the picture of anything that you like most during the Field Visit.



FIELD VISIT TRIP-SHEET

Date: 15th December Field Visit (Place): Central Horticulture centre

Student Info

Name	Ketan Jung Koirala	Roll No	35010
Section	Kanchanjunga	Grade	1

Observation & Learning

SN	Observation	Learning
1	Pear	It is shrub
2	Kiwi	It is climber
3	Rose	It is thorny
4	orange	It is shrub
5	glass house	To keep baby plants

1. Describe the activities that you did during the field visit (50 to 150 words).

Today I went to Central Horticulture centre. I saw many trees. I saw tall trees. I saw many climber, shrub and Herbs. I saw climbers and creepers. I saw many big and tall trees, I went to Farm. We took rest and play. I saw an orange plants. We had a snacks break. it was a big Farm, it was a beautiful place, it was green. I saw many flowers. I saw a glass house and small house. I travel to central Horticulture centre. I saw a many roses. I liked it very much. I saw many trees and grass. I saw many people. I saw many small plants. I saw many big trees and small plants. I saw many small trees.

2. Draft the picture of anything that you like most during the Field Visit.



FIELD VISIT TRIP-SHEET

Date: 15th December Field Visit (Place): Central Horticulture Centre

Student Info

Name	Khushi Rani Dahal	Roll No	35011
Section	Kanchanjunga	Grade	1

Observation & Learning


SN	Observation	Learning
1	Rose	it is thorny
2	Pear	it is shrub
3	earthworm	these are farmer's friend
4	Kiwi	it is climber.
5	Grapes	it is climber

1. Describe the activities that you did during the field visit (50 to 150 words).

Today we went to the Central Horticulture Centre. With my friends, we saw many plants there. There were farmer but few are resting, we clicked photos there. We saw glass house. In the glass house, there were baby plants. Everywhere was green and clean. We ate snacks also there. We played also there. I like my field visit.

Thank you.

2. Draft the picture of anything that you like most during the Field Visit.



FIELD VISIT TRIP-SHEET

Date: 208018129 Field Visit (Place): Kritipur *Prasad*

Student Info

Name	Khushi	Roll No	35012
Section	Lb0tse	Grade	1

Observation & Learning

SN	Observation	Learning
1	rose	shrub
2	walnut	tree
3	pear	tree
4	kiwi rimon	climber
5	grass	herb

1. Describe the activities that you did during the field visit (50 to 150 words).

We went on Friday on 29th Mangsit. We ate our lunch. We packed our bag. We joined the line. and the bus came to us and we got in the bus and we all sang and arrived at horticulture farm. We got off the bus and we all sat down on the walk path. and we took some photos and we got We saw lot of plants. We had fun..

2. Draft the picture of anything that you like most during the Field Visit.



FIELD VISIT TRIP-SHEET

Date: 20/08/19 Field Visit (Place): Kritipur

Student Info

Name	Mokshada	Roll No	30513
Section	Lhote	Grade	1


Observation & Learning

SN	Observation	Learning
1	Herb	citrus
2	Pear	shrub
3	dragon fruit	shrub
4	rose	thorny plant
5	Kivi	climbers

1. Describe the activities that you did during the field visit (50 to 150 words).

on Friday we went to horticulture farm we went by bus we reached there we saw a big farm we saw different types of plants we saw herbs, shrubs we had fun

2. Draft the picture of anything that you like most during the Field Visit.



Noya Poudel- 35014

FIELD VISIT TRIP-SHEET

Date: 2080/8/29 Field Visit (Place): Kirtipur

Noya

Student Info

Name	Noya	Roll No	35014
Section	Lhotes	Grade	1


Observation & Learning

SN	Observation	Learning
1	citrus	shrub
2	walnut	Tree
3	kiwi	climber
4	grass	Herb
5	rose	Thorny plant

1. Describe the activities that you did during the field visit (50 to 150 words).

On Friday, I went to National Horticulture center for field visit. My friends and teachers went there to. We eat our snacks. We saw earthworm. we played in the ground. I sing in the bus. There were many flowers.

2. Draft the picture of anything that you like most during the Field Visit.



Rajale

FIELD VISIT TRIP-SHEET

Date: 20/08/2020 Field Visit (Place): Kritipur

Student Info

Name	Ojaswi kunwar	Roll No	35015
Section	1 Lhotce	Grade	1

Observation & Learning

SN	Observation	Learning
1	Gibrus	Shrub
2	walnut	Tree
3	Pear	Tree
4	Rose	Thorny plant
5	Kewra	climbers

1. Describe the activities that you did during the field visit (50 to 150 words).

on Friday Mangsir 29 2080, We went to horticulture farm with Bindu mam Nemjale mam Chandamam Bishoy sir by school bus. We were all together thirty students and four teachers. After sanskrit class we took our meal. I was very excited to go the trip class. We took rest and then we started our trip. We reached at horticulture farm in afternoon. I saw different types of plants. I saw shrubs herbs trees and climbers. I saw d glass house. I touched an earth worm. It was very exciting. Nemjale mam told us that earth worm is the best of plants. After that we went to a park and took our shalset and played with friends and came back to school. and I saw a waterfall.

2. Draft the picture of anything that you like most during the Field Visit.



FIELD VISIT TRIP-SHEET

Date: 15th December... Field Visit (Place): Central Horticulture Centre

Student Info

Name	Pranav Raut	Roll No	35016
Section	Kanchanjunga	Grade	I


Observation & Learning

SN	Observation	Learning
1	Pear	It is shrub
2	Grapes	It is climber
3	Walnut	It is very big tree
4	Rose	It is thorny
5	Earthworms	They are farmer's friend

1. Describe the activities that you did during the field visit (50 to 150 words).

In horticulture, I saw many plants. I touched earthworms. I saw shrubs, climbers, herbs and tall trees. I saw trees trunk. Guide sir helped us to visit. I saw lognat. We went to play also. The place was beautiful. the place was green, I saw many baby plants in the glass house. I saw flowers. I saw roses. I like this field trip.

2. Draft the picture of anything that you like most during the Field Visit.



FIELD VISIT TRIP-SHEET

Rajali

Date: 20/08/19 Field Visit (Place): Kirtipur

Student Info

Name	Pra rabdhi	Roll No	35017
Section	Lhotse	Grade	1

Observation & Learning

SN	Observation	Learning
1	Persimmon	Shrub
2	Pear	tree
3	Glasshouse	Warm plants
4	Citrus	shrub
5	kiwi	climber

1. Describe the activities that you did during the field visit (50 to 150 words).

Friday - our school had organized field visit at Kirtipur (Bagbani) we went there by bus. We saw many things in Bagbani, we saw fruits, mango, vegetable, kiwi. We saw insects trap to trap the insects at night. We saw earthworm in the soil. We enjoyed a lot.

2. Draft the picture of anything that you like most during the Field Visit.



FIELD VISIT TRIP-SHEET

Date: 20/8/29 Field Visit (Place): Kritipur *Praviksha*

Student Info

Name	Praviksha	Roll No	35018
Section	11thotes/	Grade	1one

Observation & Learning

SN	Observation	Learning
1	Citrus	shrub
2	walnut	tree
3	Kiwi	climber
4		herb
5		

1. Describe the activities that you did during the field visit (50 to 150 words).

On Friday 15th December 2023, we went to a field visit to a horticulture farm in Kirtipur. We went by bus. We saw trees, herbs, shrubs on the road showed by Nemjale ma'am. The bus stopped in a big ground. We saw trees, herbs, shrubs in the farm too. There was 30 Friends.

2. Draft the picture of anything that you like most during the Field Visit.



FIELD VISIT TRIP-SHEET

Date: 15th December Field Visit (Place): Central Horticulture Centre

Student Info

Name	Reyan Tako	Roll No	35019
Section	Kanchan Janga	Grade	I

Observation & Learning

SN	Observation	Learning
1	Herb	it is shrub
2	grapes	it is climber
3	rose	it is thorny
4	kiwi	it is climber
5	orange	it is shrub

1. Describe the activities that you did during the field visit (50 to 150 words).

Today I went to a field visit. I saw many earthworms. I touched an earthworm. I saw many plants. I saw climber, shrub, trees, herb, I saw a guide sir. I saw many farmers. I like rose plant. I saw a park. I saw many farmers, plants, trees. I went in the bus. We eat and rest and play. We clicked some photo.

2. Draft the picture of anything that you like most during the Field Visit.



FIELD VISIT TRIP-SHEET

Date: 2080/18/29 Field Visit (Place): Kritipur Reyansh

Student Info

Name	Reyansh	Roll No	35020
Section	1 Lhotse	Grade	1

Observation & Learning

SN	Observation	Learning
1	Rose	thorny plant
2	Pear	tree
3	papaya	tree
4	strawberry	creeper
5	earth worm	soil's friend

1. Describe the activities that you did during the field visit (50 to 150 words).

Last Friday, our school took grade 1 Lhotse and kanchangar for field visit. There were some plants at horticulture we ate and played.

2. Draft the picture of anything that you like most during the Field Visit.



FIELD VISIT TRIP-SHEET

Date: 20/08/2020 Field Visit (Place): Kritipur *Devesh*

Student Info

Name	SAARANYA KHADKA	Roll No	35021
Section	Lhotse	Grade	One

Observation & Learning

SN	Observation	Learning
1	Herbs	Thorny plant
2	Pear	Shrub
3	Dragon fruit	Climber
4	Big nut	Tree
5	Okhat	Shrub

1. Describe the activities that you did during the field visit (50 to 150 words).

Yesterday, I went on a field visit with my friends and teachers. I saw different types of plants and trees. I saw Lotus plants, rose plants, marigold plants and banana tree. We learned about parts of tree plants and shrubs. I also played with my friends. I enjoyed the field visit very much.

2. Draft the picture of anything that you like most during the Field Visit.



FIELD VISIT TRIP-SHEET

Date: 2080-8-29 Field Visit (Place): Kirtipur

Student Info

Name	Samyak	Roll No	35022
Section	Lhotse	Grade	7

Observation & Learning

SN	Observation	Learning
1	persimon	shrub
2	tree	Pipal
3	walnut	tree
4	Pear	tree
5	Kiwi	climber

1. Describe the activities that you did during the field visit (50 to 150 words).

We went to horticulture farm in Kirtipur on Friday. I saw different types of flowers, fruits and plants. My favourite fruit, grape was also there and we played there and there we had fun.

2. Draft the picture of anything that you like most during the Field Visit.



FIELD VISIT TRIP-SHEET

Date: 2060/8/29 Field Visit (Place): Kritipur *(Signature)*

Student Info

Name	shabhyam malla	Roll No	35 023
Section	Lhatse	Grade	1

Observation & Learning

SN	Observation	Learning
1	Rose plant	Thorny plant
2	earth worm	Farmer friend
3	dragonfruit plant	Climber
4	Bifrus	strucitv
5	cauli flower plant	herb

1. Describe the activities that you did during the field visit (50 to 150 words).

We saw earth worm in the mud.
We saw rose plant.
We saw dragon fruit plant.
We saw a cauliflower plant.

2. Draft the picture of anything that you like most during the Field Visit.



FIELD VISIT TRIP-SHEET

Date: 2080/08/29 Field Visit (Place): Kritipur *Pujari*

Student Info

Name	Shreenav Bohara	Roll No	35021
Section	Lhotse	Grade	7

Observation & Learning

SN	Observation	Learning
1	Pear	Herb
2	Persimon	Shrub
3	Dragon fruit	Creepor
4	Pear	Shrub
5	Walnut	tree

1. Describe the activities that you did during the field visit (50 to 150 words).

Yesterday, I went to plant nursery with my friends and teachers. We had so fun. There are 30 students at all. We played and had fun. The place name is Kritipur. I was so excited to go. I learned about different types of plants.

2. Draft the picture of anything that you like most during the Field Visit.

FIELD VISIT TRIP-SHEET

Date: 15th Dec Field Visit (Place): Central Horticulture Center

Student Info

Name	Urav Basnet	Roll No	35027
Section	Kanchan janga	Grade	I

Observation & Learning

SN	Observation	Learning
1	Grape	It is climber
2	Walnut	It is a very big tree
3	Orange	It is shrub
4	Kiwi	It is climber
5	Pear	It is shrub

1. Describe the activities that you did during the field visit (50 to 150 words).

Today I went to Horticulture. I saw grapes, kiwi, pear and orange etc. I saw a lot of farmers. I saw a guide who helped me to see the plants. I played with my friends. It was the beautiful place. I shared food with my friends. I saw a baby plant in the glass house.

2. Draft the picture of anything that you like most during the Field Visit.



FIELD VISIT TRIP-SHEET

Date: 2020/18/29 Field Visit (Place): Kritipur

Ryab

Student Info

Name	Aagan Upadhyay	Roll No	35028
Section	Lhotse	Grade	1 (One)

Observation & Learning

SN	Observation	Learning
1	Persimmon	shrub
2	Pear	shrub
3	Dragon fruit	creeper
4	walnut	tree
5	Kiwi	climber

1. Describe the activities that you did during the field visit (50 to 150 words).

We went to Kritipur after eating lunch Horticulture farm our guide name was Bal Bhadra we saw lots of trees and plants we saw glass house insect trap to trap insects at night after that we went to a park and we ate our snacks after that we clicked photos and went to school.

2. Draft the picture of anything that you like most during the Field Visit.



FIELD VISIT TRIP-SHEET

Date: 15th December, Field Visit (Place): Central Horticulture Centre

Student Info

Name	Saanvi Prasai	Roll No	35029
Section	Kanchanjunga	Grade	2

Observation & Learning

SN	Observation	Learning
1	Pear	it is shrub
2	rose plant	it is thorny
3	Earth worm	They are farmer's friend.
4	GLASS house	to keep baby plants
5	Kiwi	it is climber

1. Describe the activities that you did during the field visit (50 to 150 words).

Today I went to field trip with my friends. We saw fruits and different vegetables. We saw rose, pear, kiwi, orange plants. I went with my friends and teachers and we play in play ground and had snacks and we watch marigold and rose. Rose is my favourite flower. I enjoyed.

2. Draft the picture of anything that you like most during the Field Visit.



FIELD VISIT TRIP-SHEET

Date: 25th December Field Visit (Place): central Horticulture Centre

Student Info

Name	SHREEM RAJ JOSHI	Roll No	35030
Section	Kanchanjunga	Grade	I

Observation & Learning

SN	Observation	Learning
1	rose	It is thorny.
2	Kiwi.	It is climber.
3	grape	It is climber.
4	cauliflower	It is herb.
5	dragon fruits	It is creeper.

1. Describe the activities that you did during the field visit (50 to 150 words).

I went to the horticulture farm. I saw shrubs, herb, creepers. I saw very big tree. There are many trees. There are many plants. I saw walnut, rose, kiwi, dragon fruits, pear, grapes, orange, cauliflower. I like the horticulture farm.

2. Draft the picture of anything that you like most during the Field Visit.



glass house.